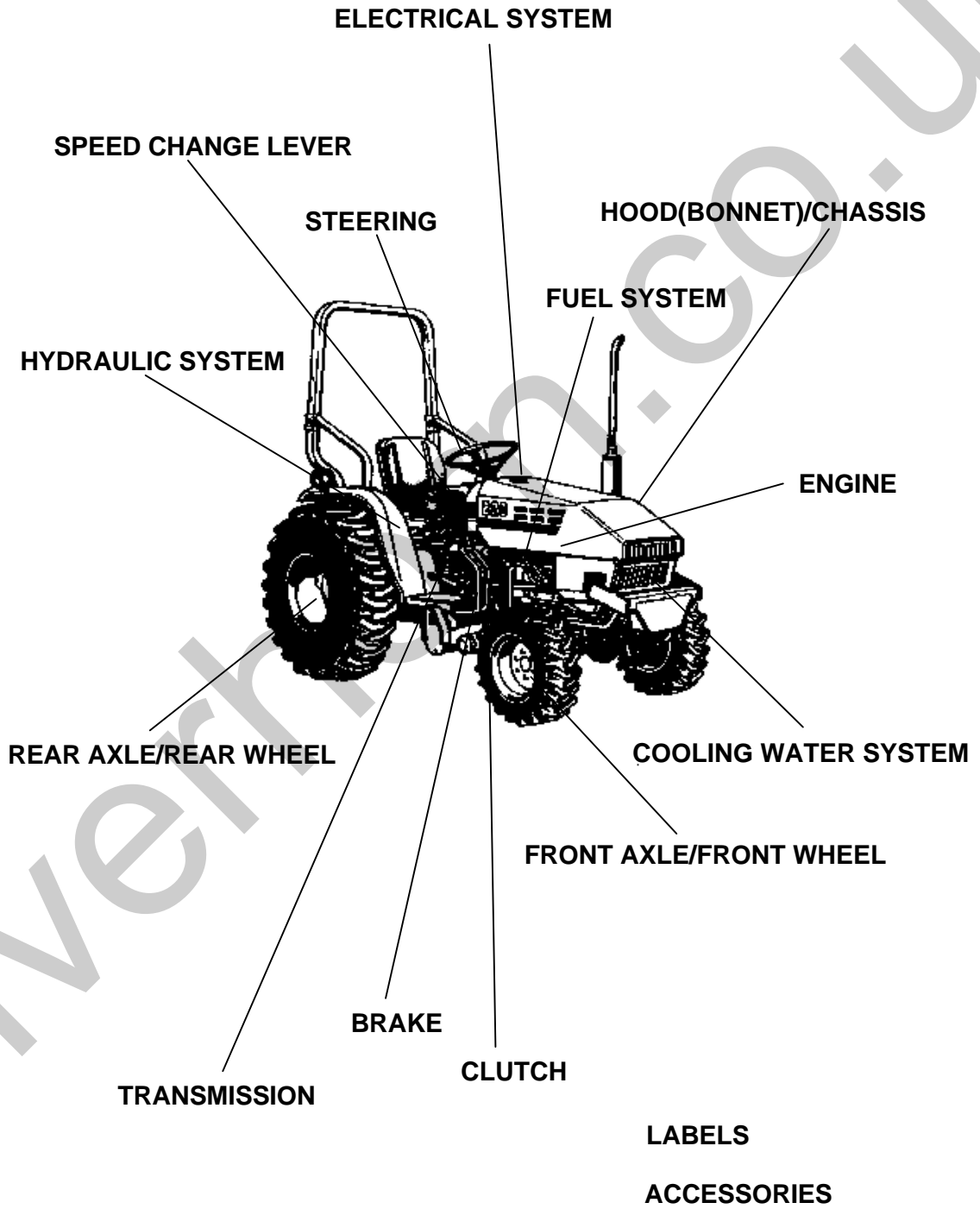


ALL PRODUCT INDEX
B20

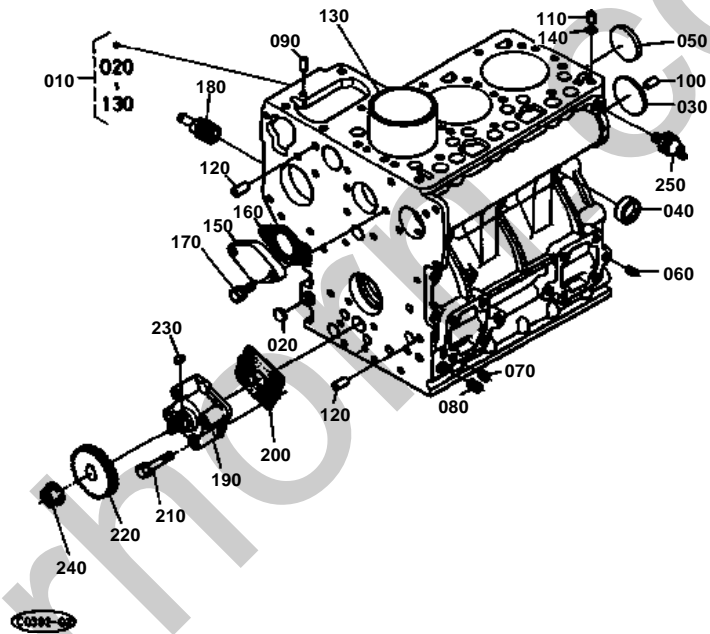


Item	Part No.	Description	Book	
ENGINE	01T001	CRANKCASE	100K0072	
	01T002	OIL PAN	100K0072	
	01T003	PISTON/CRANKSHAFT	100K0072	
	01T004	MAIN BEARING CASE	100K0072	
	01T005	FLYWHEEL	100K0072	
	01T006	CYLINDER HEAD	100K0072	
	01T007	VALVE/ROCKER ARM	100K0072	
	01T008	NOZZLE HOLDER	100K0072	
	01T009	NOZZLE HOLDER [COMPONENT PARTS]	100K0072	
	01T010	CYLINDER HEAD COVER	100K0072	
	01T011	INLET MANIFOLD	100K0072	
	01T013	EXHAUST MANIFOLD	100K0072	
	01T015	CAMSHAFT	100K0072	
	01T016	GEAR CASE	100K0072	
	01T017	WATER PUMP	100K0072	
	01T018	WATER FLANGE/THERMOSTAT	100K0072	
	01T019	FUEL CAMSHAFT	100K0072	
	01T020	INJECTION PUMP	100K0072	
	01T021	INJECTION PUMP [COMPONENT PARTS]	100K0072	
	01T022	ENGINE STOP LEVER	100K0072	
	01T023	SPEED CONTROL PLATE	100K0072	
	01T024	GOVERNOR	100K0072	
	COOLING WATER SYSTEM	01T034	FAN	100K0072
	ELECTRICAL SYSTEM	01T035	DYNAMO	100K0072
01T036		DYNAMO [COMPONENT PARTS]	100K0072	
CLUTCH	01T043	CLUTCH	100K0072	
HYDRAULIC SYSTEM	01T087	HYDRAULIC GEAR PUMP	100K0072	
	01T088	HYDRAULIC GEAR PUMP [COMPONENT PARTS]	100K0072	
ENGINE	01T012	AIR CLEANER	100K0072	
	01T014	MUFFLER	100K0072	
	01T025	ENGINE STOP ROD	100K0072	
	01T026	ACCELERATOR LEVER	100K0072	
	01T027	RELEASE LEVER	100K0072	
FUEL SYSTEM	01T028	FUEL TANK	100K0072	
	01T029	FUEL PIPE 1	100K0072	
	01T030	FUEL FILTER [COMPONENT PARTS]	100K0072	
	01T031	FUEL PIPE 2	100K0072	
COOLING WATER SYSTEM	01T032	WATER PIPE	100K0072	
	01T033	RADIATOR	100K0072	
ELECTRICAL SYSTEM	01T037	STARTER	100K0072	
	01T038	STARTER [COMPONENT PARTS]	100K0072	
	01T039	BATTERY	100K0072	
	01T040	LIGHT	100K0072	
	01T041	PANEL/SWITCH	100K0072	
	01T042	WIRE HARNESS	100K0072	
	CLUTCH	01T044	CLUTCH ROD	100K0072
		01T045	CLUTCH PEDAL	100K0072
01T046		CLUTCH HOUSING	100K0072	
01T047		TRANSMISSION CASE	100K0072	
01T048		TRANSMISSION CASE COVER	100K0072	
01T049		HST	100K0072	
01T050		HST [COMPONENT PARTS]	100K0072	
01T051		PROPELLER SHAFT	100K0072	
01T052		1ST SHAFT/2ND SHAFT	100K0072	
TRANSMISSION		01T053	3RD SHAFT	100K0072
	01T054	4TH SHAFT	100K0072	
	01T055	FRONT DRIVE SHAFT/6TH SHAFT	100K0072	

Item	Part No.	Description	Book
TRANSMISSION	01T056	7TH SHAFT	100K0072
	01T057	PTO SHAFT	100K0072
	01T058	NEUTRAL HOLDER	100K0072
	01T059	SPEED CONTROL PEDAL	100K0072
	01T060	SPEED CHANGE PLATE	100K0072
SPEED CHANGE LEVER	01T061	HI-LO GEAR SHIFT LEVER	100K0072
	01T062	HI-LO GEAR SHIFT FORK	100K0072
	01T063	FRONT WHEEL DRIVE LEVER/PTO LEVER	100K0072
	01T064	FRONT DRIVE FORK	100K0072
	01T065	PTO FORK SHAFT	100K0072
REAR AXLE/REAR WHEEL	01T066	REAR DIFFERENTIAL	100K0072
	01T067	DIFF.LOCK PEDAL	100K0072
	01T068	REAR AXLE	100K0072
	01T069	REAR AXLE CASE	100K0072
	01T070	REAR S.S. SURE GRIP TIRE (12.4-16)	100K0072
BRAKE	01T071	REAR IND.SURE GRIP TIRE (12.4-16) (OPTION)	100K0072
	01T072	BRAKE	100K0072
	01T073	BRAKE ROD	100K0072
FRONT AXLE/FRONT WHEEL	01T074	BRAKE PEDAL	100K0072
	01T075	BEVEL GEAR SHAFT	100K0072
	01T076	FRONT AXLE CASE	100K0072
	01T077	BEVEL GEAR CASE	100K0072
	01T078	FRONT AXLE ARM	100K0072
	01T079	FRONT DIFFERENTIAL	100K0072
	01T080	FRONT DRIVE SHAFT	100K0072
	01T081	FRONT SURE GRIP TIRE (23 X 8.50-12)	100K0072
	01T082	FRONT AXLE FRAME	100K0072
	01T083	MAIN FRAME	100K0072
STEERING	01T084	KNUCKLE ARM/TIE ROD	100K0072
	01T085	POWER STEERING	100K0072
	01T086	POWER STEERING [COMPONENT PARTS]	100K0072
HYDRAULIC SYSTEM	01T089	HYDRAULIC PIPE (PS)	100K0072
	01T090	HYDRAULIC GEAR PUMP (FRONT)	100K0072
	01T091	HYDRAULIC GEAR PUMP (FRONT) [COMPONENT PARTS]	100K0072
	01T092	HYDRAULIC PIPE (SUCTION)	100K0072
	01T093	HYDRAULIC PIPE (DELIVERY)	100K0072
	01T094	HYDRAULIC PIPE (RETURN)	100K0072
	01T095	HYDRAULIC BLOCK [COMPONENT PARTS]	100K0072
	01T096	HYDRAULIC PIPE (CHARGE)	100K0072
	01T097	LIFT ARM	100K0072
	01T098	HYD.CYLINDER CAP [COMPONENT PARTS]	100K0072
	01T099	CONTROL VALVE	100K0072
	01T100	CONTROL VALVE 1 [COMPONENT PARTS]	100K0072
	01T101	CONTROL VALVE 2 [COMPONENT PARTS]	100K0072
	01T102	CONTROL VALVE 3 [COMPONENT PARTS]	100K0072
	HOOD(BONNET)/CHASSIS	01T103	TOP LINK
01T104		LOWER LINK / LIFT ROD	100K0072
01T105		CHECK CHAIN	100K0072
01T106		TOP LINK BRACKET	100K0072
01T107		HOOD (BONNET)	100K0072
01T108		HOOD COVER REAR	100K0072
01T109		FRONT GRILLE	100K0072
01T110		FENDER	100K0072
01T111		SEAT	100K0072
01T112		SEAT TURN TABLE	100K0072
01T113		SEAT BASE	100K0072

Item	Part No.	Description	Book
HOOD(BONNET)/CHASSIS	01T114	SEAT PLATE	100K0072
	01T115	STEP	100K0072
	01T116	ROPS	100K0072
	01T117	REAR WORKING LIGHT [OPTION]	100K0072
	01T118	FRONT WORKING LIGHT [OPTION]	100K0072
	01T119	FOPS [OPTION]	100K0072
LABELS	01T120	LABEL 1	100K0072
ACCESSORIES	01T121	LABEL 2	100K0072
	01T122	ACCESSORIES AND SERVICE PARTS	100K0072

CRANKCASE



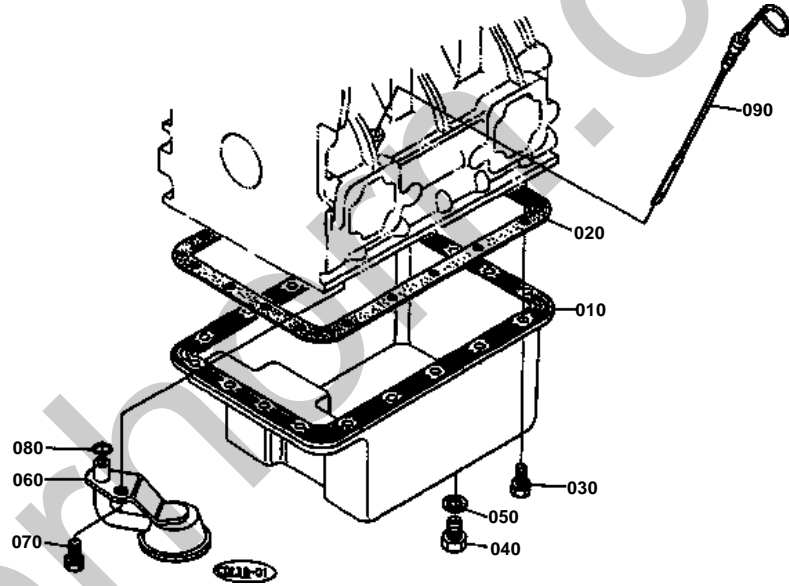


CRANKCASE

↔ Interchangeable; ≠ not interchangeable; ← new for old; → old for new

REF.No	Part No.	Description	Q'ty	S.No.	I/C	REMARKS	Weight (kgf)	Weight (lb)
010	15532-01010	COMP.CRANKCASE	1				26.5	58.3
020	15261-96170	PLUG	3				0.005	0.011
030	15261-96160	PLUG	1				0.02	0.044
040	15321-96260	CAP SEALING	5				0.014	0.0308
050	15221-03490	CAP SEALING	1				0.02	0.044
060	15261-96010	PLUG	6				0.002	0.0044
070	15521-96020	PLUG	3				0.003	0.0066
080	15521-96030	PLUG	1				0.007	0.0154
090	05012-00609	PIN STRAIGHT	2				0.003	0.0066
100	05012-00814	PIN STRAIGHT	2				0.006	0.0132
110	15221-33650	PIN PIPE	1				0.004	0.0088
120	15231-33960	PIN PIPE	2				0.001	0.0022
130	15531-02310	LINER CYLINDER	3				0.42	0.924
140	15221-33700	O RING	1				0.001	0.0022
150	15261-73910	COVER WATER	1				0.13	0.286
160	15261-73920	GASKET WATER COVER	1				0	0
170	01023-50618	BOLT	2				0.006	0.0132
180	15531-73170	JOINT DRAIN PIPE	1				0.145	0.319
190	15261-35010	ASSY PUMP OIL	1				0.32	0.704
200	15261-35150	GASKET OIL PUMP	1				0	0
210	15261-91022	BOLT	4				0.012	0.0264
220	15954-35662	GEAR OIL PUMP DRIVE	1				0.14	0.308
230	05712-00410	KEY FEATHER	1				0.001	0.0022
240	02771-50100	NUT FLANGE	1				0	0
250	15531-39010	SWITCH OIL	1				0.032	0.0704

OIL PAN



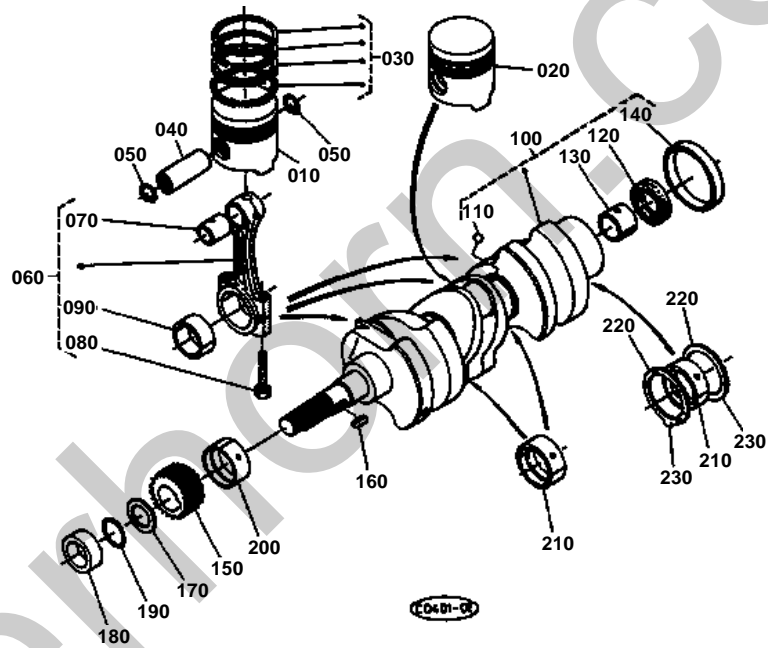


OIL PAN

↔ Interchangeable; ≠ not interchangeable; ← new for old; → old for new

REF.No	Part No.	Description	Q'ty	S.No.	I/C	REMARKS	Weight (kgf)	Weight (lb)
010	15371-01614	OIL PAN	1				1.1	2.42
020	15381-01620	GASKET OIL PAN	1				0	0
030	15381-91092	BOLT	18				0.002	0.0044
040	15221-33750	PLUG	1				0.032	0.0704
050	15109-33660	GASKET	1				0.001	0.0022
060	15531-32110	FILTER OIL	1				0.185	0.407
070	01123-50816	BOLT	1				0.011	0.0242
080	04811-00140	RING	1				0.001	0.0022
090	15381-36410	GAUGE OIL	1				0.018	0.0396

PISTON/CRANKSHAFT



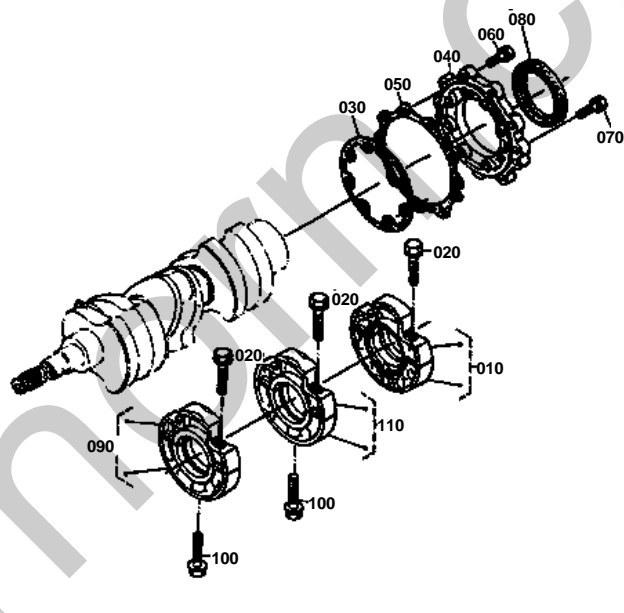


PISTON/CRANKSHAFT

↔ Interchangeable; ≠ not interchangeable; ← new for old; → old for new

REF.No	Part No.	Description	Q'ty	S.No.	I/C	REMARKS	Weight (kgf)	Weight (lb)
010	15532-21110	PISTON	2			STD	0.365	0.803
010	15532-21910	PISTON	2			+0.5MM	0.365	0.803
020	15531-21123	PISTON	1			STD	0.35	0.77
020	15531-21922	PISTON	1			+0.5MM	0.37	0.814
030	15531-21050	ASSY PISTON RING	3			STD	0.046	0.1012
030	15531-21090	ASSY PISTON RING	3			+0.5MM	0.03	0.066
040	15261-21310	PIN PISTON	3				0.102	0.2244
050	15261-21330	CIR-CLIP PISTON PIN	6				0.001	0.0022
060	15381-22010	ASSY CONNECTING ROD	3	≤751429			0	0
060	15694-22010	ASSY CONNECTING ROD	3	≥751430	↔		0.5	1.1
070	15261-21980	BUSH PISTON PIN	3				0.012	0.0264
080	15381-22140	BOLT CONNECTING ROD	6				0.02	0.044
090	15531-22310	METAL CRANKPIN	3	≤751429		STD	0	0
090	15694-22310	METAL CRANKPIN	2	≥751430	↔	STD	0.02	0.044
090	15531-22970	METAL CRANKPIN	3	≤751429		-0.2MM	0	0
090	15694-22970	METAL CRANKPIN	3	≥751430	↔	-0.2MM	0.025	0.055
090	15531-22980	METAL CRANKPIN	3	≤751429		-0.4MM	0	0
090	15694-22980	METAL CRANKPIN	3	≥751430	↔	-0.4MM	0.02	0.044
100	15752-23010	COMP.CRANKSHAFT	1				8	17.6
110	07715-00401	BALL	3	≤763260			0.001	0.0022
110	07715-03207	BALL	3	≥763261	≠		0.001	0.0022
120	09400-14247	SEAL OIL	1				0.004	0.0088
130	66621-14120	BEARING DRY	1				0.006	0.0132
140	19215-23280	SLEEVE CRANKSHAFT	1				0.05	0.11
150	15752-24110	GEAR CRANKSHAFT	1				0.046	0.1012
160	05712-00515	KEY FEATHER	1				0.003	0.0066
170	15752-23310	SLINGER OIL	1				0.002	0.0044
180	15752-23250	COLLAR CRANKSHAFT	1				0.043	0.0946
190	04811-05230	RING	1				0.001	0.0022
200	15261-23470	METAL CRANKSHAFT	1	≤751429		STD	0	0
200	15694-23470	METAL CRANKSHAFT	1	≥751430	↔	STD	0.035	0.077
200	15261-23910	METAL CRANKSHAFT	1	≤751429		-0.2MM	0	0
200	15694-23910	METAL CRANKSHAFT	1	≥751430	↔	-0.2MM	0.04	0.088
200	15261-23920	METAL CRANKSHAFT	1	≤751429		-0.4MM	0	0
200	15694-23920	METAL CRANKSHAFT	1	≥751430	↔	-0.4MM	0.045	0.099
210	15261-23480	METAL CRANKSHAFT	3	≤751429		STD	0	0
210	15694-23480	METAL CRANKSHAFT	3	≥751430	↔	STD	0.04	0.088
210	15261-23930	METAL CRANKSHAFT	3	≤751429		-0.2MM	0	0
210	15694-23930	METAL CRANKSHAFT	3	≥751430	↔	-0.2MM	0.05	0.11
210	15261-23940	METAL CRANKSHAFT	3	≤751429		-0.4MM	0	0
210	15694-23940	METAL CRANKSHAFT	3	≥751430	↔	-0.4MM	0.046	0.1012
220	15261-23530	METAL SIDE	2			STD	0.006	0.0132
220	15261-23950	METAL SIDE	2			+0.2MM	0.006	0.0132
220	15261-23960	METAL SIDE	2			+0.4MM	0.007	0.0154
230	15261-23540	METAL SIDE	2			STD	0.007	0.0154
230	15261-23970	METAL SIDE	2			+0.2MM	0.006	0.0132
230	15261-23980	METAL SIDE	2			+0.4MM	0.007	0.0154

MAIN BEARING CASE



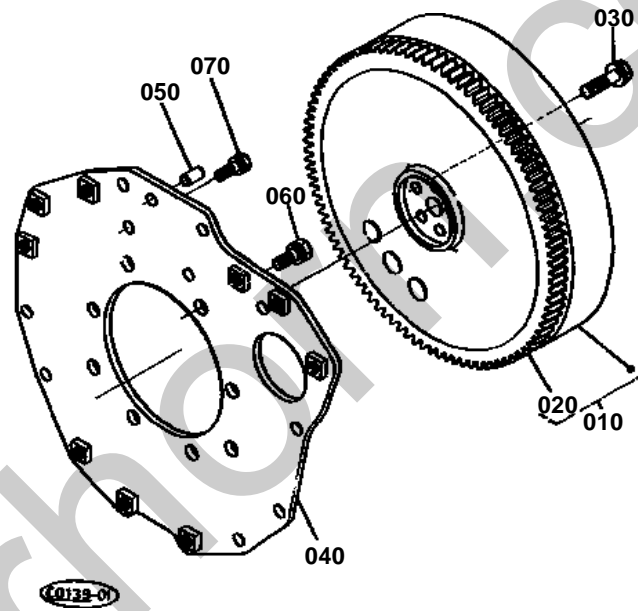


MAIN BEARING CASE

↔ Interchangeable; ≠ not interchangeable; ← new for old; → old for new

REF.No	Part No.	Description	Q'ty	S.No.	I/C	REMARKS	Weight (kgf)	Weight (lb)
010	15261-04090	ASSY CASE MAIN BRG.	1				0.8	1.76
020	15381-04540	BOLT BEARING CASE	6				0.02	0.044
030	15261-04360	GASKET BRG.CASE	1				0	0
040	15549-04810	COVER BEARING CASE	1				0.2	0.44
050	15261-04820	GASKET BRG.CASE COV.	1				0	0
060	01023-50620	BOLT	9				0.006	0.0132
070	01023-50625	BOLT	8				0.007	0.0154
080	19215-04460	SEAL OIL	1				0.03	0.066
090	15261-04040	ASSY CASE MAIN BRG.	1				0.687	1.5114
100	15381-04560	BOLT BEARING CASE	2				0.02	0.044
110	15381-04050	ASSY CASE MAIN BRG.	1				0.688	1.5136

FLYWHEEL



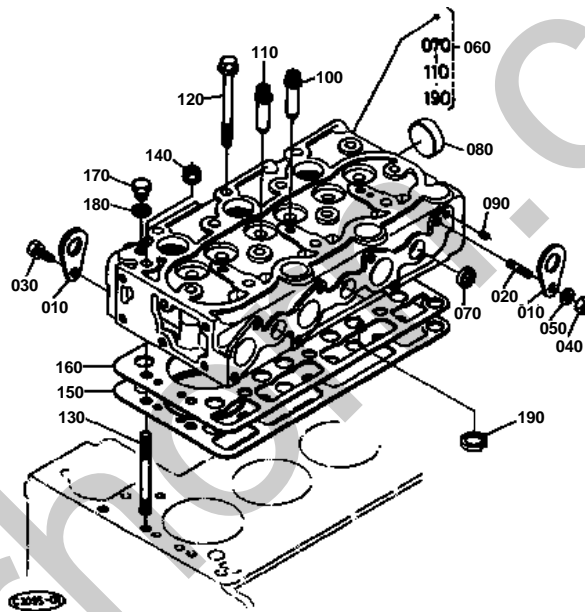


FLYWHEEL

↔ Interchangeable; ≠ not interchangeable; ← new for old; → old for new

REF.No	Part No.	Description	Q'ty	S.No.	I/C	REMARKS	Weight (kgf)	Weight (lb)
010	15531-25013	COMP.FLYWHEEL	1				22	48.4
020	15231-63820	GEAR RING	1				0	0
030	15531-25162	BOLT FLYWHEEL	5				0.04	0.088
040	15532-04620	PLATE REAR END	1				5.9	12.98
050	05012-00814	PIN STRAIGHT	1				0.006	0.0132
060	01133-51028	BOLT	8				0.027	0.0594
070	01123-50822	BOLT	1				0.012	0.0264

CYLINDER HEAD



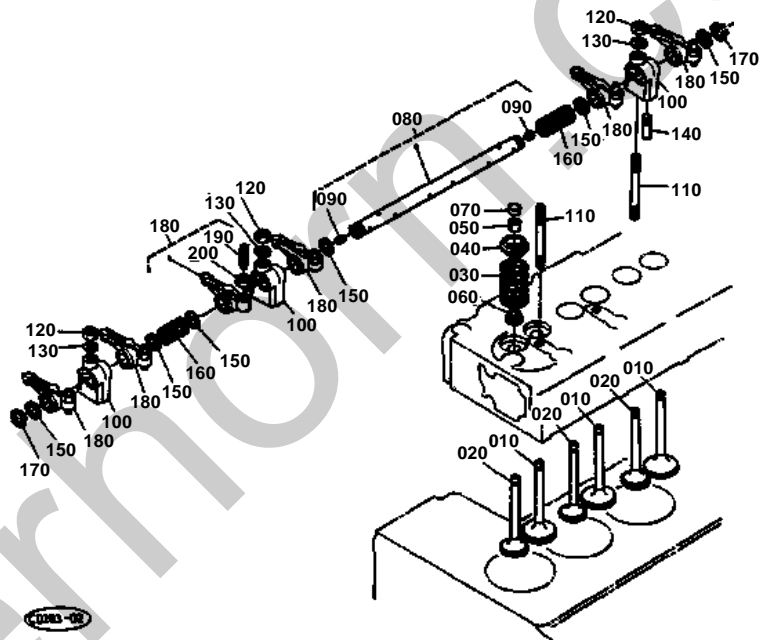


CYLINDER HEAD

↔ Interchangeable; ≠ not interchangeable; ← new for old; → old for new

REF.No	Part No.	Description	Q'ty	S.No.	I/C	REMARKS	Weight (kgf)	Weight (lb)
010	15221-01750	HOOK ENGINE	2				0.04	0.088
020	01513-50816	STUD	1				0.009	0.0198
030	01123-50816	BOLT	1				0.011	0.0242
040	02156-50080	NUT	1				0.004	0.0088
050	04512-50080	WASHER SPRING	1				0.001	0.0022
060	15532-03040	COMP.CYLINDER HEAD	1				9	19.8
070	15261-03370	CAP SEALING	5				0.005	0.011
080	15321-96260	CAP SEALING	1				0.014	0.0308
090	15261-96010	PLUG	2				0.002	0.0044
100	15261-13540	GUIDE INLET VALVE	3				0.02	0.044
110	15261-13560	GUIDE EXHAUST VALVE	3				0.02	0.044
120	19215-03450	BOLT CYLINDER HEAD	13				0.047	0.1034
130	15532-03410	STUD CYLINDER HEAD	1				0.052	0.1144
140	19215-03512	NUT CYLINDER HEAD	1				0.009	0.0198
150	15978-03310	GASKET CYLINDER HEAD	1				0	0
160	15531-03320	SHIM CYL.HEAD GASKET	1				0.03	0.066
170	15000-36080	PLUG CYLINDER HEAD	1				0.03	0.066
180	04717-01600	WASHER WITH RUBBER	1				0.003	0.0066
190	15261-03140	COMBUSTION CHAMBER	3				0.023	0.0506

VALVE/ROCKER ARM



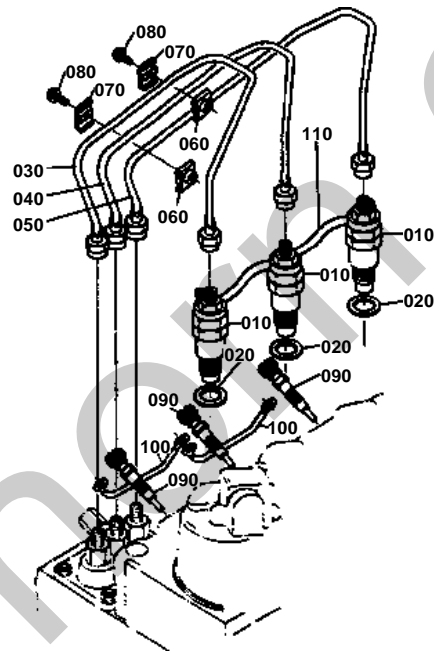


VALVE/ROCKER ARM

↔ Interchangeable; ≠ not interchangeable; ← new for old; → old for new

REF.No	Part No.	Description	Q'ty	S.No.	I/C	REMARKS	Weight (kgf)	Weight (lb)
010	15393-13110	VALVE INLET	3				0.048	0.1056
020	15393-13120	VALVE EXHAUST	3				0.048	0.1056
030	15261-13240	SPRING VALVE	6				0.02	0.044
040	16241-13330	RETAINER VALVE SP.	6				0.012	0.0264
050	15261-13360	COLLET VALVE SPRING	6			SET	0.004	0.0088
060	15261-13150	SEAL VALVE STEM	6				0.001	0.0022
070	15261-13280	CAP VALVE	6				0	0
080	15381-14053	ASSY SHAFT R-ARM	1				0.135	0.297
090	03410-50608	SCREW SET	2				0.001	0.0022
100	15381-14350	BRACKET ROCKER ARM	3				0.05	0.11
110	15952-14410	STUD	3				0	0
120	15261-92010	NUT	3				0.005	0.011
130	15261-94010	WASHER PLAIN	3				0.002	0.0044
140	15261-14420	SCREW SET	1				0.002	0.0044
150	15261-14430	WASHER	6				0.001	0.0022
160	15261-14310	SPRING ROCKER ARM	2				0.003	0.0066
170	04612-00110	CIR-CLIP EXTERNAL	2				0.001	0.0022
180	15381-14030	ASSY ROCKER ARM	6	≤778923			0.05	0.11
180	15382-14030	ASSY ROCKER ARM	6	≥778924	→		0.05	0.11
190	15261-14232	SCREW ADJUSTING	6				0.006	0.0132
200	15261-14240	NUT	6				0.002	0.0044

NOZZLE HOLDER



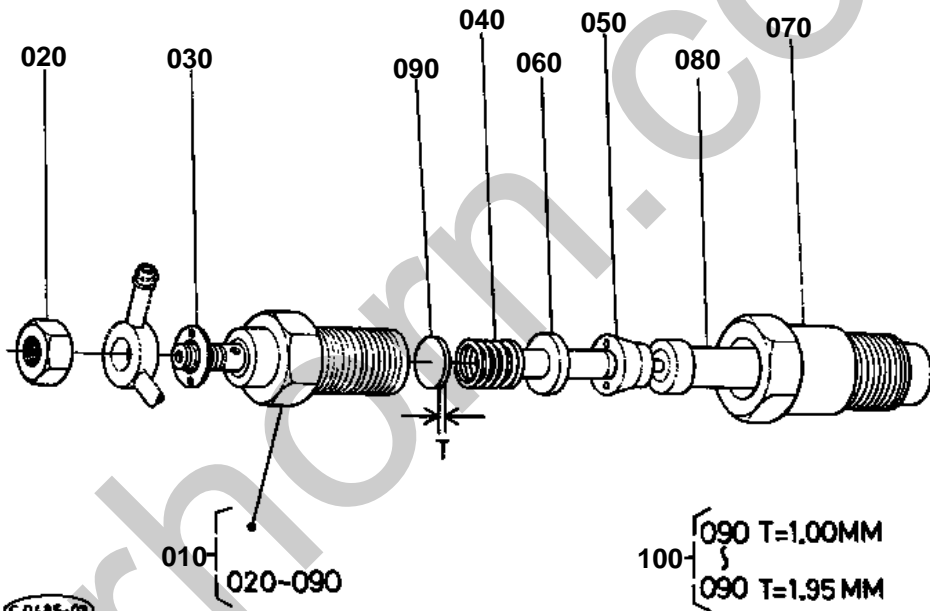


NOZZLE HOLDER

↔ Interchangeable; ≠ not interchangeable; ← new for old; → old for new

REF.No	Part No.	Description	Q'ty	S.No.	I/C	REMARKS	Weight (kgf)	Weight (lb)
010	15261-53020	ASSY HOLDER NOZZLE	3			REFER TO L. No. 0B06-L0 FOR COMPONENTS.	0	0
020	17011-53620	GASKET	3				0.003	0.0066
030	15261-53710	PIPE INJECTION	1				0.103	0.2266
040	15261-53720	PIPE INJECTION	1				0.1	0.22
050	15381-53730	PIPE INJECTION	1				0.102	0.2244
060	15841-53850	CLAMP PIPE	2				0.01	0.022
070	15841-53860	CLAMP PIPE	2				0.009	0.0198
080	03024-50520	SCREW WITH WASHER	2				0.004	0.0088
090	15951-65510	PLUG GLOW	3				0.03	0.066
100	15261-65560	CORD GLOW PLUG	2				0.005	0.011
110	15531-42500	ASSY PIPE OVER FLOW	1				0.065	0.143

NOZZLE HOLDER [COMPONENT PARTS]



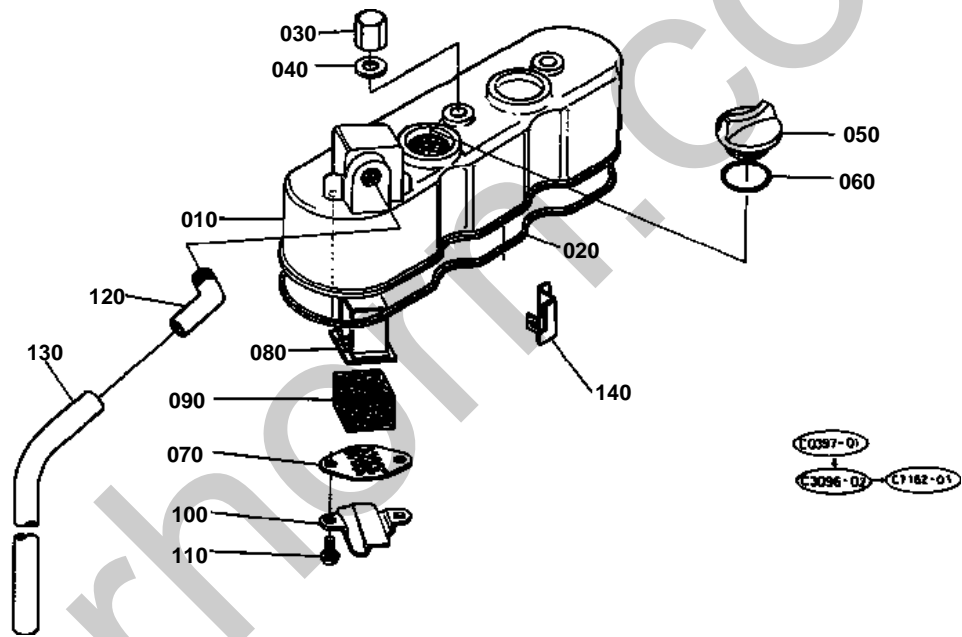


NOZZLE HOLDER [COMPONENT PARTS]

↔ Interchangeable; ≠ not interchangeable; ← new for old; → old for new

REF.No	Part No.	Description	Q'ty	S.No.	I/C	REMARKS	Weight (kgf)	Weight (lb)
010	15261-53020	ASSY HOLDER NOZZLE	3				0	0
020	15221-92020	NUT	3				0.011	0.0242
030	15221-94020	WASHER PLAIN	3				0.002	0.0044
040	15221-53170	SPRING NOZZLE	3				0.01	0.022
050	15221-53350	PIECE DISTANCE	3				0.016	0.0352
060	15221-53160	PUSH ROD	3				0.003	0.0066
070	15221-53280	NUT NOZZLE	3				0.068	0.1496
080	15021-53610	PIECE NOZZLE	3				0	0
090	15221-98110	WASHER ADJUSTING	3			1.00MM	0.001	0.0022
090	15221-98120	WASHER ADJUSTING	3			1.05MM	0.001	0.0022
090	15221-98130	WASHER ADJUSTING	3			1.10MM	0.001	0.0022
090	15221-98140	WASHER ADJUSTING	3			1.15MM	0.001	0.0022
090	15221-98150	WASHER ADJUSTING	3			1.20MM	0.001	0.0022
090	15221-98160	WASHER ADJUSTING	3			1.25MM	0.001	0.0022
090	15221-98170	WASHER ADJUSTING	3			1.30MM	0.001	0.0022
090	15221-98180	WASHER ADJUSTING	3			1.35MM	0.001	0.0022
090	15221-98190	WASHER ADJUSTING	3			1.40MM	0.002	0.0044
090	15221-98200	WASHER ADJUSTING	3			1.45MM	0.001	0.0022
090	15221-98210	WASHER ADJUSTING	3			1.50MM	0.001	0.0022
090	15221-98220	WASHER ADJUSTING	3			1.55MM	0.003	0.0066
090	15221-98230	WASHER ADJUSTING	3			1.60MM	0.003	0.0066
090	15221-98240	WASHER ADJUSTING	3			1.65MM	0.002	0.0044
090	15221-98250	WASHER ADJUSTING	3			1.70MM	0.002	0.0044
090	15221-98260	WASHER ADJUSTING	3			1.75MM	0.002	0.0044
090	15221-98270	WASHER ADJUSTING	3			1.80MM	0.002	0.0044
090	15221-98280	WASHER ADJUSTING	3			1.85MM	0.002	0.0044
090	15221-98290	WASHER ADJUSTING	3			1.90MM	0.002	0.0044
090	15221-98300	WASHER ADJUSTING	3			1.95MM	0.003	0.0066
100	15221-98100	ASSY WASHER	3				0.03	0.066

CYLINDER HEAD COVER



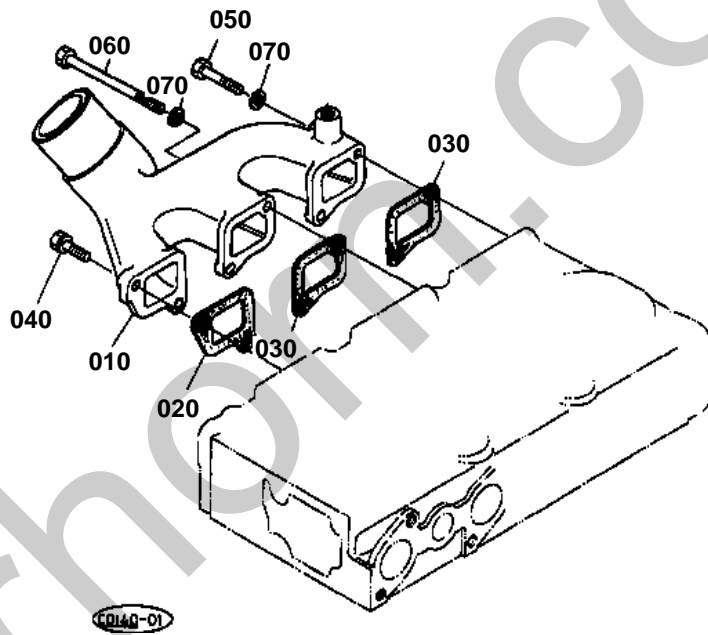


CYLINDER HEAD COVER

↔ Interchangeable; ≠ not interchangeable; ← new for old; → old for new

REF.No	Part No.	Description	Q'ty	S.No.	I/C	REMARKS	Weight (kgf)	Weight (lb)
010	15534-14510	COVER CYL.HEAD	1				0.6	1.32
020	15381-14520	GASKET HEAD COVER	1				0.005	0.011
030	15952-92330	NUT CAP	3				0.01	0.022
040	15951-96660	GASKET	3				0.001	0.0022
050	15221-33140	PLUG OIL FILLER	1				0.038	0.0836
060	04811-50300	RING	1				0.001	0.0022
070	15951-05140	PLATE ELEMENT	1				0.005	0.011
080	15521-05150	PLATE ELEMENT	1				0.01	0.022
090	15521-05670	ELEMENT BREATHER	1				0.01	0.022
100	15951-05370	OIL SHIELD BREATHER	1				0.005	0.011
110	03024-50510	SCREW WITH WASHER	2				0.002	0.0044
120	15694-05550	JOINT BREATHER PIPE	1				0.07	0.154
130	15261-05510	PIPE BREATHER	1				0.069	0.1518
140	15531-05580	CLAMP PIPE	1				0.019	0.0418

INLET MANIFOLD



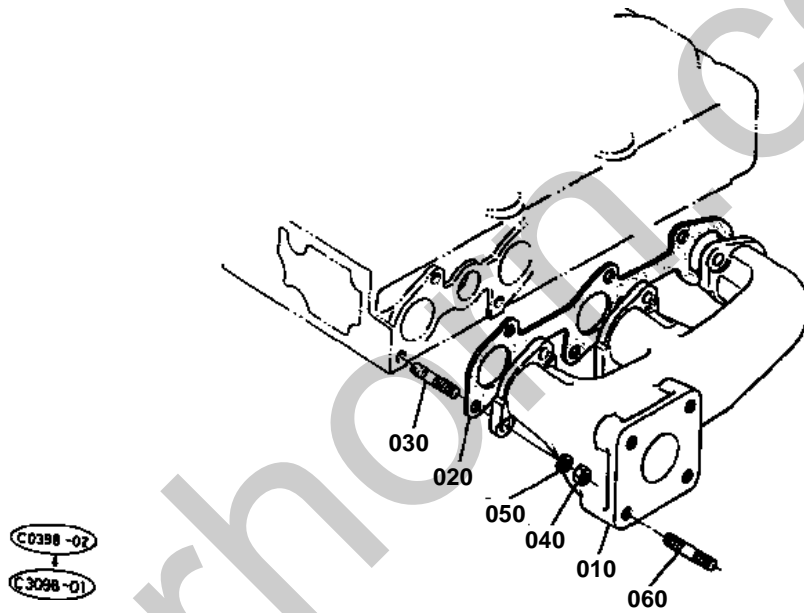


INLET MANIFOLD

↔ Interchangeable; ≠ not interchangeable; ← new for old; → old for new

REF.No	Part No.	Description	Q'ty	S.No.	I/C	REMARKS	Weight (kgf)	Weight (lb)
010	15531-11760	MANIFOLD INLET	1				0.5	1.1
020	15261-11820	GASKET IN-MANIFOLD	1				0	0
030	15261-11830	GASKET IN-MANIFOLD	2				0	0
040	01023-50620	BOLT	4				0.006	0.0132
050	01053-50660	BOLT	1				0.014	0.0308
060	15381-91070	BOLT	1				0.016	0.0352
070	04512-50060	WASHER SPRING	2				0	0

EXHAUST MANIFOLD



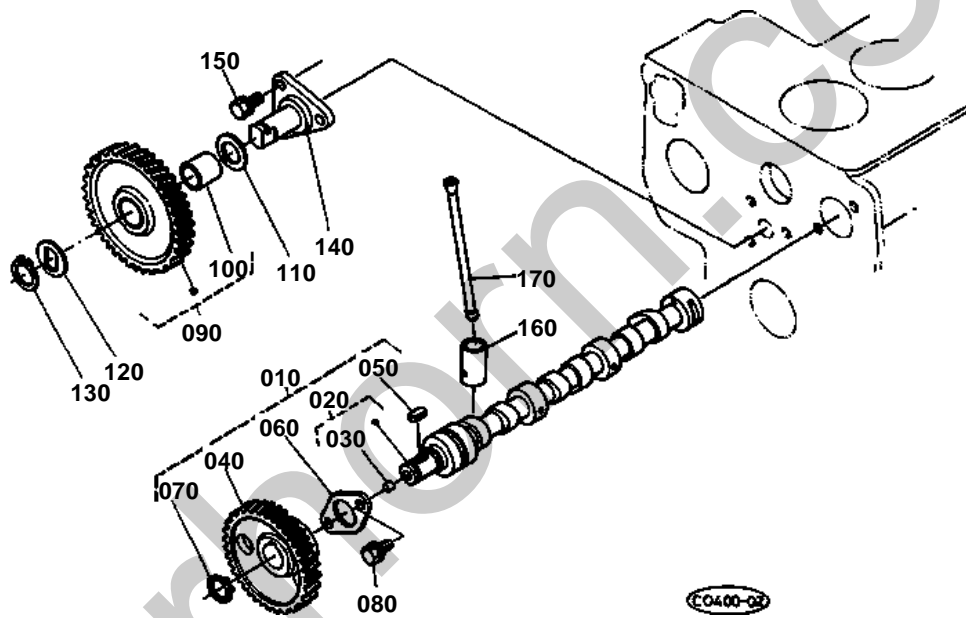


EXHAUST MANIFOLD

↔ Interchangeable; ≠ not interchangeable; ← new for old; → old for new

REF.No	Part No.	Description	Q'ty	S.No.	I/C	REMARKS	Weight (kgf)	Weight (lb)
010	15532-12310	MANIFOLD EXHAUST	1				1.38	3.036
020	15381-12360	GASKET EX-MANIFOLD	1				0	0
030	15381-91532	STUD	6				0.005	0.011
040	02056-50060	NUT	6				0.002	0.0044
050	04512-50060	WASHER SPRING	6				0	0
060	01513-50822	STUD	4				0.01	0.022

CAMSHAFT



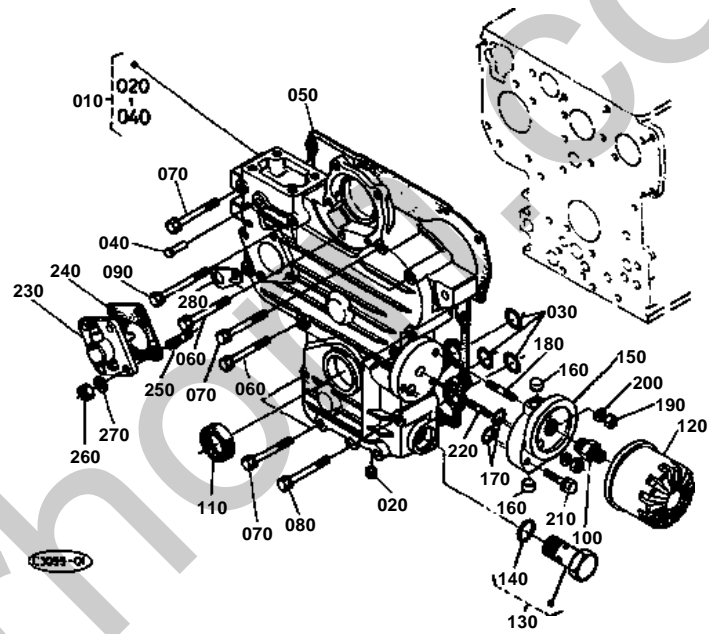


CAMSHAFT

↔ Interchangeable; ≠ not interchangeable; ← new for old; → old for new

REF.No	Part No.	Description	Q'ty	S.No.	I/C	REMARKS	Weight (kgf)	Weight (lb)
010	15381-16010	ASSY CAMSHAFT	1				1.045	2.299
020	15381-16110	COMP. CAMSHAFT	1				0.965	2.123
030	15261-96880	PLUG BLIND	2				0.002	0.0044
040	15261-16510	GEAR CAMSHAFT	1				0.354	0.7788
050	05712-00515	KEY FEATHER	1				0.003	0.0066
060	15261-16270	STOPPER CAMSHAFT	1				0.034	0.0748
070	04612-00180	CIR-CLIP EXTERNAL	1				0.001	0.0022
080	01023-50614	BOLT	2				0.005	0.011
090	15741-24010	COMP.GEAR IDLE	1				0.64	1.408
100	15741-24980	BUSH IDLE GEAR	1				0.03	0.066
110	15741-24360	COLLAR IDLE GEAR	1				0.04	0.088
120	15741-24370	COLLAR IDLE GEAR	1				0.015	0.033
130	15741-24320	CIR-CLIP IDLE GEAR	1				0.01	0.022
140	15741-24250	SHAFT IDLE GEAR	1				0.35	0.77
150	01023-50616	BOLT	3				0.005	0.011
160	15261-15550	TAPPET	6				0.03	0.066
170	15261-15110	PUSH ROD	6				0.022	0.0484

GEAR CASE



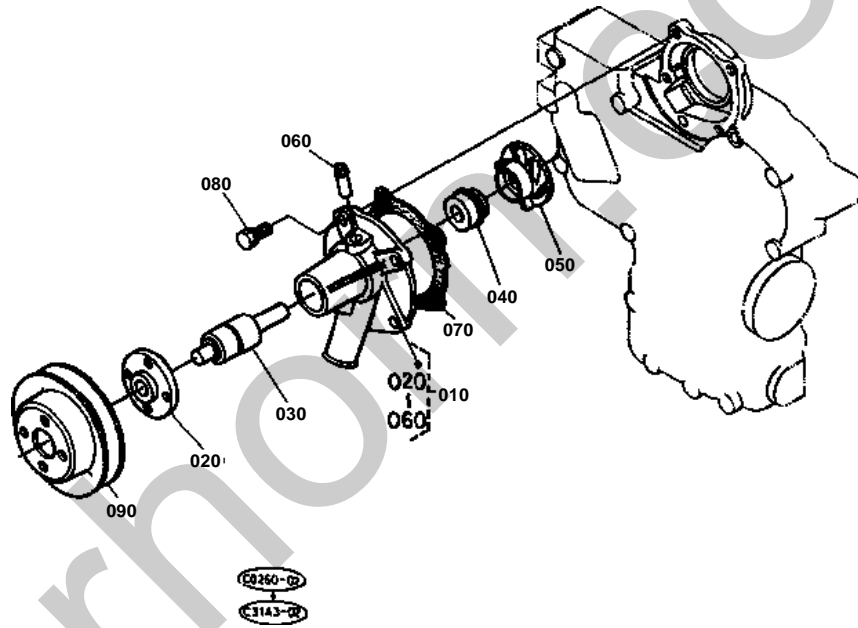


GEAR CASE

↔ Interchangeable; ≠ not interchangeable; ← new for old; → old for new

REF.No	Part No.	Description	Q'ty	S.No.	I/C	REMARKS	Weight (kgf)	Weight (lb)
010	15532-04022	COMP.CASE GEAR	1	≤755814			0	0
010	15532-04023	COMP.CASE GEAR	1	≥755815	←		1.9	4.18
020	15261-96020	PLUG	2	≤775308			0	0
020	16851-96010	PLUG	2	≥775309	↔		0.015	0.033
030	04811-06130	RING	3				0.001	0.0022
040	15221-56280	PIN START SPRING	1				0.006	0.0132
050	15531-04132	GASKET GEAR CASE	1				0	0
060	01023-50660	BOLT	7				0.01	0.022
070	01023-50665	BOLT	5				0.015	0.033
080	01023-50670	BOLT	1				0	0
090	01023-50675	BOLT	1				0.01	0.022
100	15241-32290	JOINT PIPE	1				0.053	0.1166
110	15841-04140	SEAL OIL	1				0.012	0.0264
120	15241-32090	ASSY CARTRIDGE OIL	1				0.35	0.77
130	15261-36070	ASSY VALVE RELIEF	1				0.078	0.1716
140	04810-00150	RING	1				0.001	0.0022
150	15531-32310	SUPPORT OIL FILTER	1				0.215	0.473
160	15531-33640	PLUG BLIND	2				0.006	0.0132
170	04811-05140	RING	2				0.001	0.0022
180	15221-88210	STUD	1				0.005	0.011
190	02056-50060	NUT	2				0.002	0.0044
200	04512-50060	WASHER SPRING	2				0	0
210	01023-50630	BOLT	1				0.008	0.0176
220	15531-91490	STUD	1				0.007	0.0154
230	67111-58810	ASSY CASE GEAR	1				0.33	0.726
240	15221-88130	GASKET H/METER UNIT	1				0	0
250	15221-88210	STUD	4				0.005	0.011
260	02056-50060	NUT	4				0.002	0.0044
270	04512-50060	WASHER SPRING	4				0	0
280	15532-72960	CLAMP PIPE	1				0.01	0.022

WATER PUMP

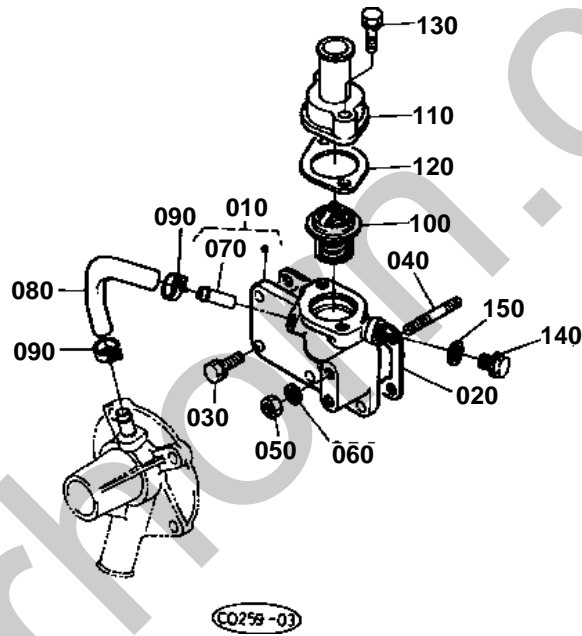




WATER PUMP

↔ Interchangeable; ≠ not interchangeable; ← new for old; → old for new

REF.No	Part No.	Description	Q'ty	S.No.	I/C	REMARKS	Weight (kgf)	Weight (lb)
010	15534-73030	ASSY PUMP WATER	1				0.7	1.54
020	15534-73520	FLANGE WATER PUMP	1				0.16	0.352
030	15534-73550	BEARING BALL	1				0.15	0.33
040	15852-73050	ASSY SEAL MECHANICAL	1				0.005	0.011
050	15443-73510	IMPELLER WATER PUMP	1				0.12	0.264
060	15852-73340	PIPE WATER RETURN	1				0.02	0.044
070	15531-73430	GASKET WATER PUMP	1				0	0
080	01023-50625	BOLT	4				0.007	0.0154
090	15531-74250	PULLEY FAN	1				0.21	0.462



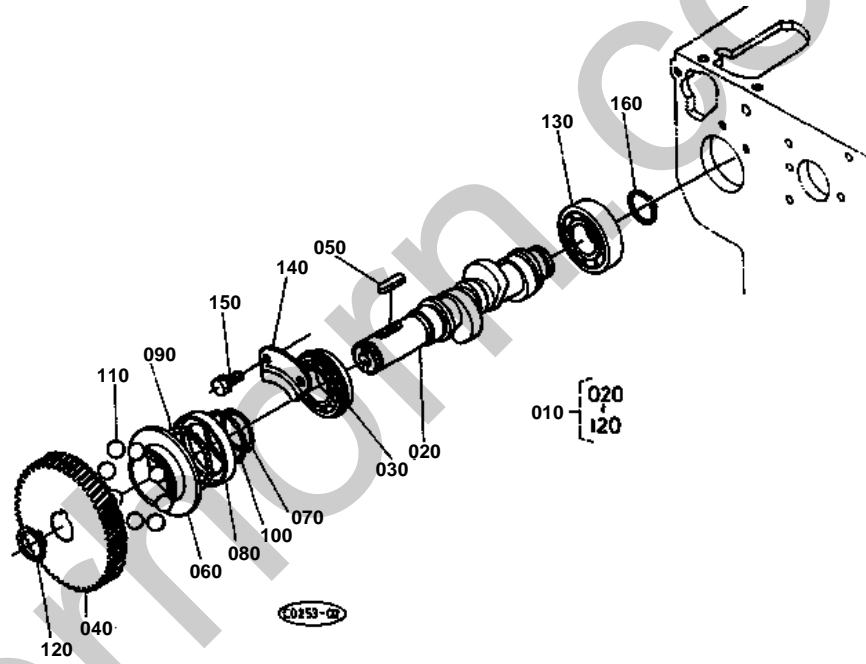


WATER FLANGE/THERMOSTAT

↔ Interchangeable; ≠ not interchangeable; ← new for old; → old for new

REF.No	Part No.	Description	Q'ty	S.No.	I/C	REMARKS	Weight (kgf)	Weight (lb)
010	15582-72700	COMP.FLANGE WATER	1				0.25	0.55
020	15261-72920	GASKET WATER FLANGE	1				0	0
030	01023-50616	BOLT	5				0.005	0.011
040	01513-50655	STUD	1				0.013	0.0286
050	02056-50060	NUT	1				0.002	0.0044
060	04512-50060	WASHER SPRING	1				0	0
070	16241-73340	PIPE WATER RETURN	1				0.006	0.0132
080	15531-73350	PIPE WATER RETURN	1				0.02	0.044
090	16241-73360	BAND PIPE	2				0.003	0.0066
100	15531-73010	ASSY THERMOSTAT	1				0.07	0.154
110	15531-73260	COVER THERMOSTAT	1				0.068	0.1496
120	15531-73270	GASKET	1				0	0
130	01023-50635	BOLT	2				0.01	0.022
140	06311-25030	PLUG	1				0.051	0.1122
150	04724-00170	GASKET	1				0.005	0.011

FUEL CAMSHAFT



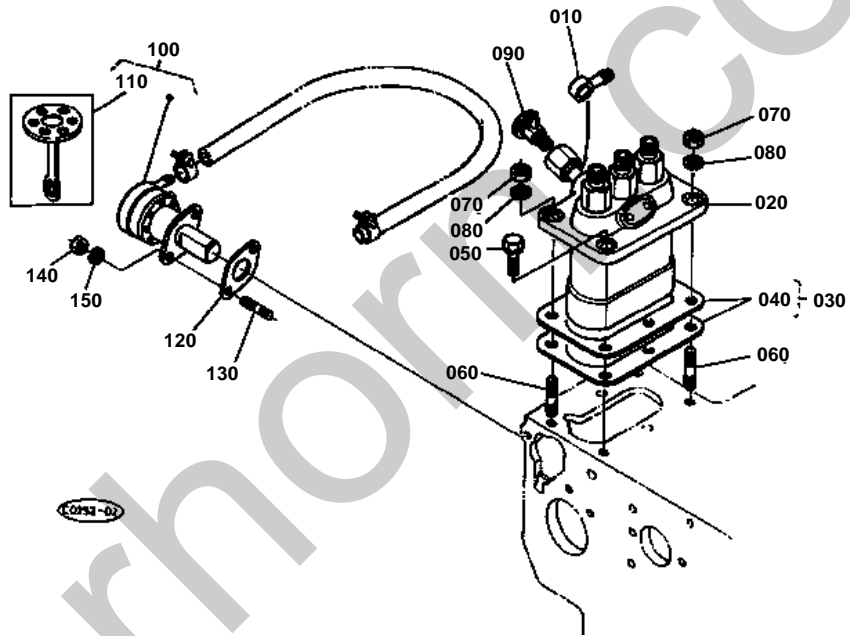


FUEL CAMSHAFT

↔ Interchangeable; ≠ not interchangeable; ← new for old; → old for new

REF.No	Part No.	Description	Q'ty	S.No.	I/C	REMARKS	Weight (kgf)	Weight (lb)
010	15381-16020	ASSY CAMSHAFT FUEL	1				1.1	2.42
020	15381-16170	CAMSHAFT FUEL	1				0.42	0.924
030	08153-06004	BEARING BALL	1				0.07	0.154
040	15261-51150	GEAR INJECTION PUMP	1				0.463	1.0186
050	05712-00520	KEY FEATHER	1				0.004	0.0088
060	15261-55450	SLEEVE GOVERNOR	1				0.058	0.1276
070	15261-55470	CIR-CLIP GOV. SLEEVE	1				0.002	0.0044
080	15261-55690	CASE GOVERNOR BALL	1				0	0
090	07715-03205	BALL	30				0.001	0.0022
100	15261-55740	CIR-CLIP	1				0.002	0.0044
110	07715-03217	BALL	8				0.01	0.022
120	04612-00180	CIR-CLIP EXTERNAL	1				0.001	0.0022
130	08103-06004	BEARING BALL	1				0.066	0.1452
140	15261-16320	STOPPER	1				0.037	0.0814
150	01023-50612	BOLT	2				0.005	0.011
160	04612-00200	CIR-CLIP EXTERNAL	1				0.001	0.0022

INJECTION PUMP

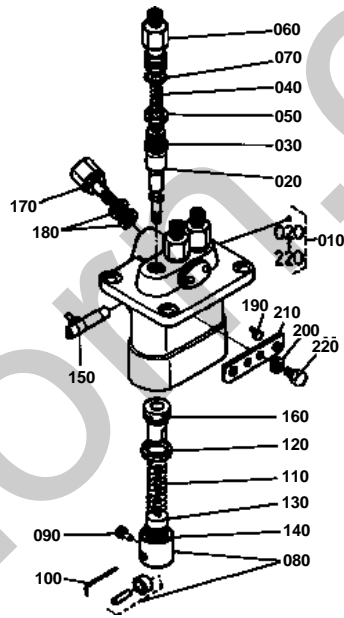


**INJECTION PUMP**

↔ Interchangeable; ≠ not interchangeable; ← new for old; → old for new

REF.No	Part No.	Description	Q'ty	S.No.	I/C	REMARKS	Weight (kgf)	Weight (lb)
010	14111-42410	JOINT	1				0.025	0.055
020	15531-51010	ASSY PUMP INJECTION	1			REFER TO L. No. 0B13-L0 FOR COMPONENTS.	2.1	4.62
030	15381-52100	ASSY SHIM INJECTION	1	≤732040			0.022	0.0484
030	19491-52100	ASSY SHIM INJECTION	1	≥732041	≠		0.035	0.077
040	15321-52110	SHIM INJECTION PUMP	1			0.15MM	0	0
040	15531-52110	SHIM INJECTION PUMP	2	≤732040		0.30MM	0.005	0.011
040	15531-52110	SHIM INJECTION PUMP	3	≥732041		0.30MM	0.005	0.011
050	01123-50822	BOLT	2				0.012	0.0264
060	15221-91530	STUD	2				0.011	0.0242
070	02156-50080	NUT	2				0.004	0.0088
080	04512-50080	WASHER SPRING	2				0.001	0.0022
090	14311-60504	ASSY COCK JET START	1				0.034	0.0748
100	15381-52030	ASSY PUMP FUEL	1				0	0
110	15381-52040	COMP.DIAPHRAGM	1				0	0
120	15241-52140	GASKET FUEL PUMP	1				0	0
130	01513-50616	STUD	2				0.004	0.0088
140	02056-50060	NUT	2				0.002	0.0044
150	04512-50060	WASHER SPRING	2				0	0

INJECTION PUMP [COMPONENT PARTS]

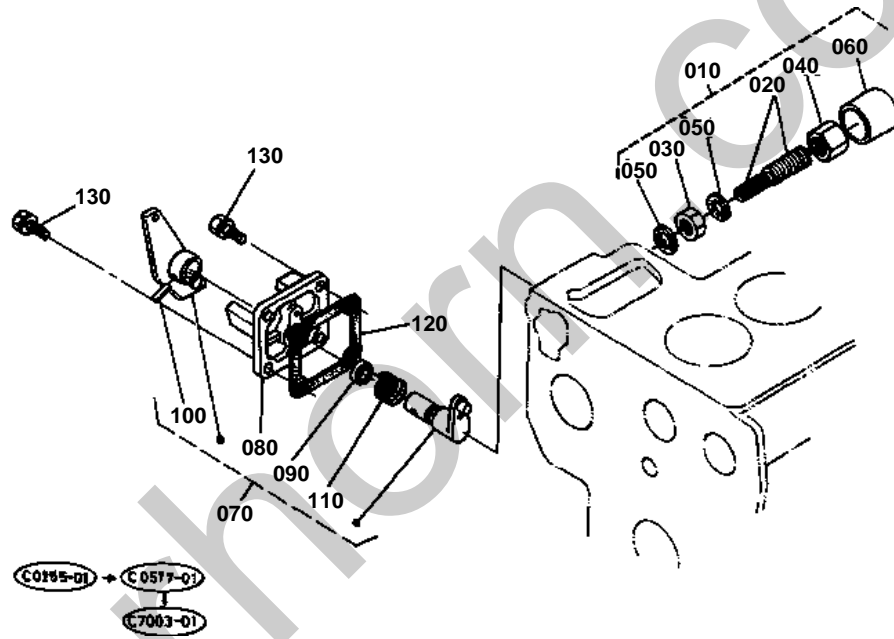


**INJECTION PUMP [COMPONENT PARTS]**

↔ Interchangeable; ≠ not interchangeable; ← new for old; → old for new

REF.No	Part No.	Description	Q'ty	S.No.	I/C	REMARKS	Weight (kgf)	Weight (lb)
010	15531-51010	ASSY PUMP INJECTION	1				2.1	4.62
020	15261-51050	PLUNGER PUMP	3				0.04	0.088
030	15261-51030	VALVE DELIVERY	3				0.011	0.0242
040	15331-51230	SPRING DELIV.VALVE	3				0.001	0.0022
050	15331-51240	GASKET DELIV.VALVE	3				0.001	0.0022
060	15331-51220	HOLDER DELIV.VALVE	3				0.053	0.1166
070	15331-96760	O RING	3				0.001	0.0022
080	15331-51070	ASSY TAPPET	3				0.036	0.0792
090	15331-51250	PIN TAPPET GUIDE	3				0.001	0.0022
100	15331-51430	PIN CLAMP	1				0.001	0.0022
110	17331-51280	SPRING PLUNGER	3				0.017	0.0374
120	15331-51270	SEAT SPRING UPPER	3				0.001	0.0022
130	15331-51290	SEAT SPRING LOWER	3				0.001	0.0022
140	15381-51490	SHIM	1				0.008	0.0176
150	15331-51062	RACK CONTROL	1				0.04	0.088
160	15331-51380	SLEEVE CONTROL	3				0.012	0.0264
170	15531-51320	SCREW HOLLOW	1				0.034	0.0748
180	15331-96650	GASKET	2				0.001	0.0022
190	15331-51480	COLLAR	2				0.005	0.011
200	15381-94090	WASHER SPRING	2				0.002	0.0044
210	15381-51390	PLATE ADJUSTING	1				0.008	0.0176
220	15331-91010	BOLT	2				0.034	0.0748

ENGINE STOP LEVER



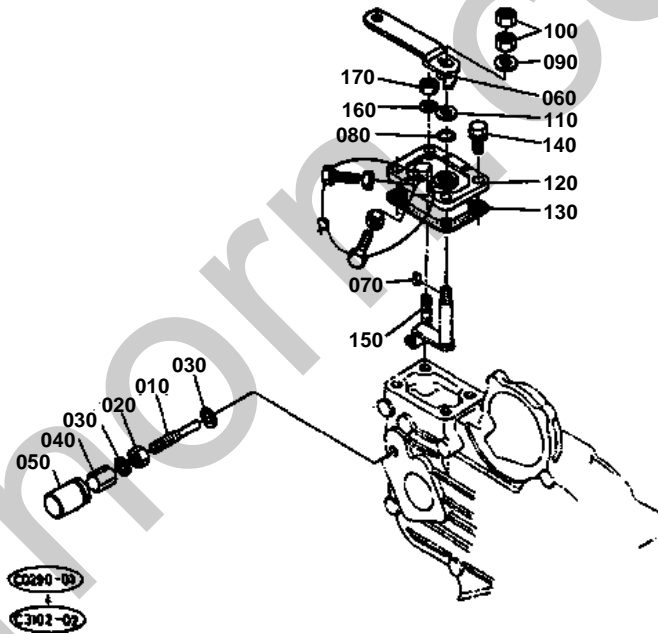


ENGINE STOP LEVER

↔ Interchangeable; ≠ not interchangeable; ← new for old; → old for new

REF.No	Part No.	Description	Q'ty	S.No.	I/C	REMARKS	Weight (kgf)	Weight (lb)
010	15752-54092	ASSY APPARATUS I/D.	1				0.03	0.066
020	15752-54102	ASSY BOLT ADJUSTING	1				0.01	0.022
030	15261-92020	NUT	1				0.004	0.0088
040	15261-92330	NUT CAP	1				0.01	0.022
050	15021-33660	GASKET	2				0.001	0.0022
060	15261-54270	CAP	1				0.002	0.0044
070	15738-57702	ASSY LEVER ENG.STOP	1	<=732040			0	0
070	15738-57706	ASSY LEVER ENG.STOP	1	>=732041	←		0.15	0.33
080	15949-51650	COVER INJECTION PUMP	1	<=732040			0	0
080	15949-51654	COVER INJECTION PUMP	1	>=732041	←		0.1	0.22
090	15471-57980	SEAL OIL	1				0.001	0.0022
100	05411-00420	PIN SPRING	1				0.001	0.0022
110	15738-57920	SPRING RETURN	1				0.002	0.0044
120	15231-05130	GASKET BREATHER	1				0	0
130	01023-50618	BOLT	4				0.006	0.0132

SPEED CONTROL PLATE

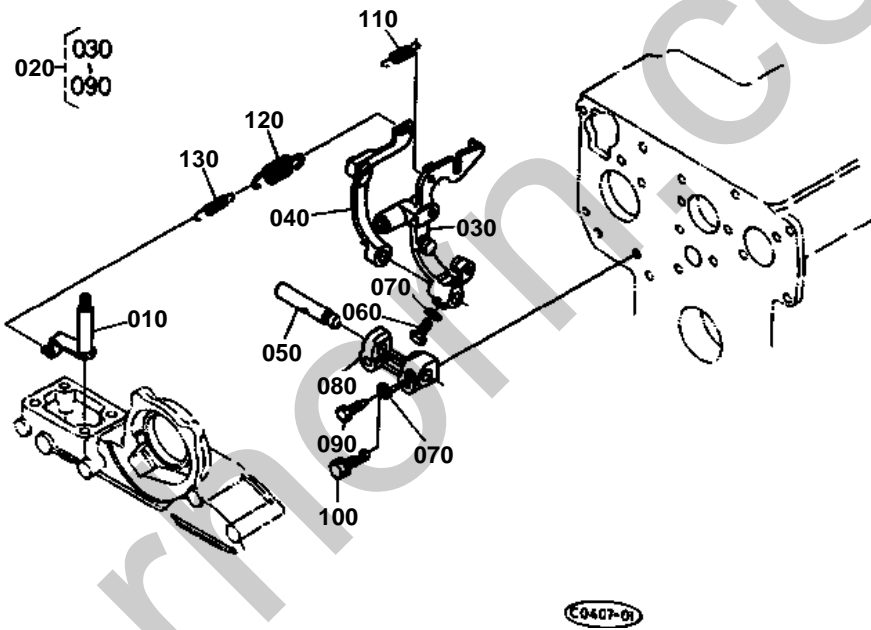




SPEED CONTROL PLATE

↔ Interchangeable; ≠ not interchangeable; ← new for old; → old for new

REF.No	Part No.	Description	Q'ty	S.No.	I/C	REMARKS	Weight (kgf)	Weight (lb)
010	15531-54120	BOLT ADJUSTING	1				0.009	0.0198
020	15531-92030	NUT	1				0.005	0.011
030	15601-96650	GASKET	2				0.001	0.0022
040	15841-14620	NUT CAP	1				0.01	0.022
050	16241-54420	CAP	1				0.004	0.0088
060	15656-57152	LEVER SPEED CONTROL	1				0.07	0.154
070	05712-00410	KEY FEATHER	1				0.001	0.0022
080	04811-00070	RING	1				0.001	0.0022
090	04013-50060	WASHER PLAIN	1				0	0
100	02012-50060	NUT	2				0	0
110	15261-94010	WASHER PLAIN	1				0.002	0.0044
120	15531-57110	PLATE SPEED CONTROL	1				0.06	0.132
130	15261-57210	GASKET	1				0	0
140	01023-50620	BOLT	3				0.006	0.0132
150	15221-88210	STUD	1				0.005	0.011
160	04512-50060	WASHER SPRING	1				0	0
170	02056-50060	NUT	1				0.002	0.0044

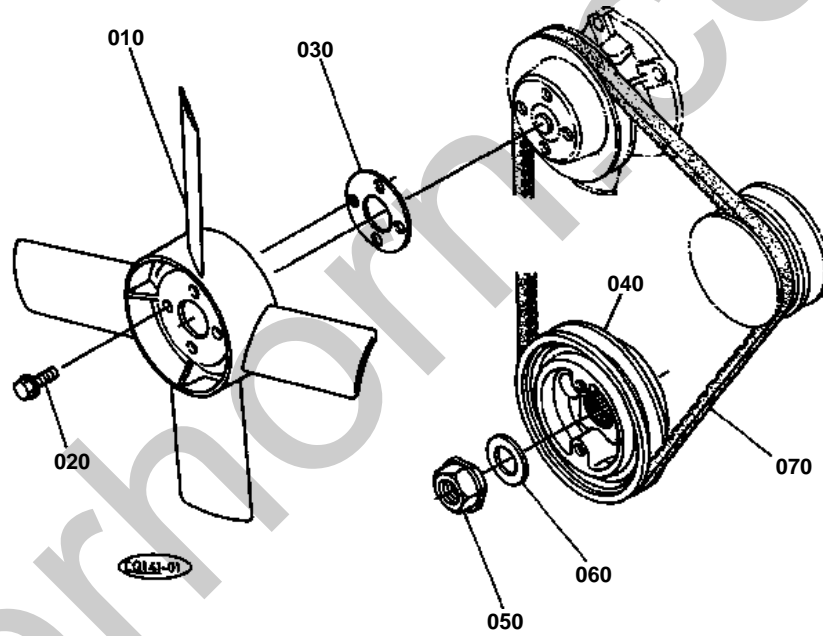




GOVERNOR

↔ Interchangeable; ≠ not interchangeable; ← new for old; → old for new

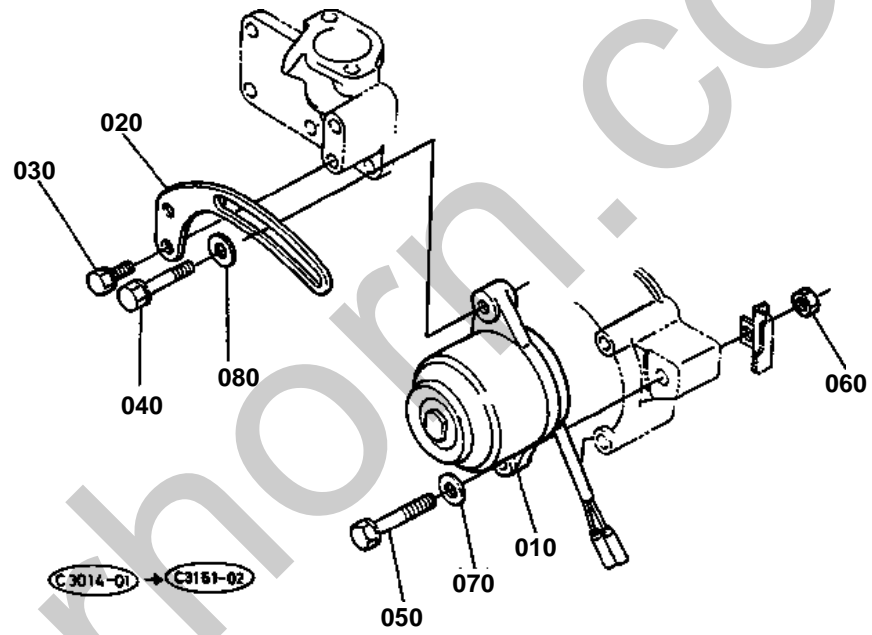
REF.No	Part No.	Description	Q'ty	S.No.	I/C	REMARKS	Weight (kgf)	Weight (lb)
010	15531-56022	COMP.LEVER GOVERNOR	1				0.02	0.044
020	15694-56050	ASSY LEVER FORK	1				0.3	0.66
030	15694-56040	COMP.LEVER FORK	1				0.16	0.352
040	15531-56130	LEVER FORK	1				0.075	0.165
050	15261-56150	SHAFT FORK LEVER	1				0.032	0.0704
060	01053-50516	BOLT	1				0.003	0.0066
070	04512-50050	WASHER SPRING	2				0	0
080	15261-56230	HOLDER FORK LEVER	1				0.038	0.0836
090	15261-66410	BOLT	1				0.003	0.0066
100	01023-50628	BOLT	2				0.015	0.033
110	15221-56480	SPRING START	1				0.008	0.0176
120	15531-56410	SPRING GOVERNOR	1				0.007	0.0154
130	15531-56420	SPRING GOVERNOR	1				0.003	0.0066



**FAN**

↔ Interchangeable; ≠ not interchangeable; ← new for old; → old for new

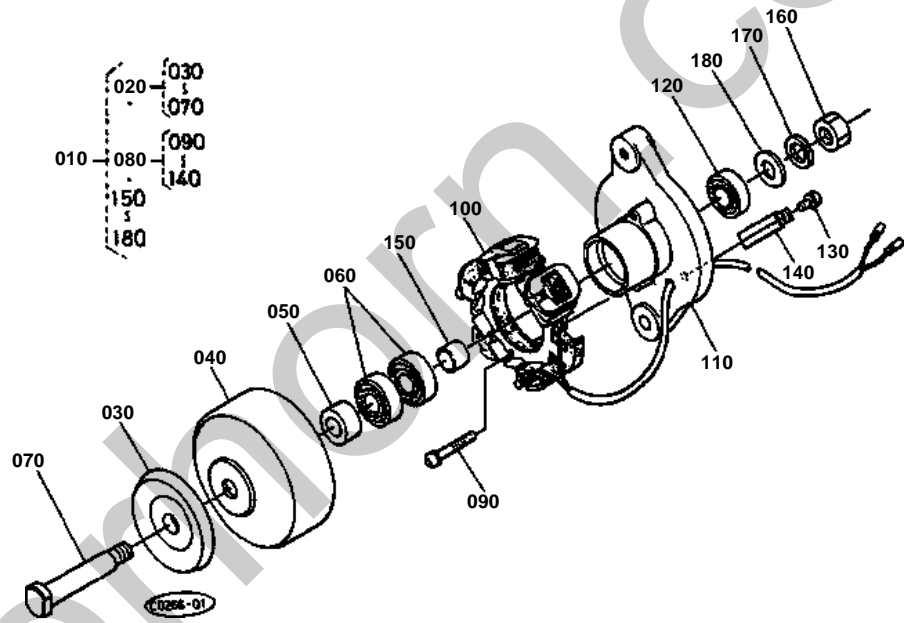
REF.No	Part No.	Description	Q'ty	S.No.	I/C	REMARKS	Weight (kgf)	Weight (lb)
010	15531-74110	FAN	1				0.2	0.44
020	01754-50616	BOLT FLANGE	4				0.006	0.0132
030	15752-74150	COLLAR FAN	1				0.07	0.154
040	15752-74280	PULLEY FAN DRIVE	1				1.2	2.64
050	15752-23360	NUT CRANKSHAFT	1				0.04	0.088
060	15752-23380	WASHER CRANKSHAFT	1				0.01	0.022
070	15659-72530	BELT FAN	1				0.078	0.1716



**DYNAMO**

↔ Interchangeable; ≠ not interchangeable; ← new for old; → old for new

REF.No	Part No.	Description	Q'ty	S.No.	I/C	REMARKS	Weight (kgf)	Weight (lb)
010	15531-64010	ASSY DYNAMO	1			REFER TO L. No. 0C04-R0 FOR COMPONENTS.	1.4	3.08
020	15531-64420	STAY DYNAMO	1				0.09	0.198
030	01023-50616	BOLT	1				0.005	0.011
040	01123-50825	BOLT	1				0.013	0.0286
050	01123-50860	BOLT	1				0.026	0.0572
060	02156-50080	NUT	1				0.004	0.0088
070	04013-50080	WASHER PLAIN	1				0	0
080	04015-50080	WASHER PLAIN	1				0	0

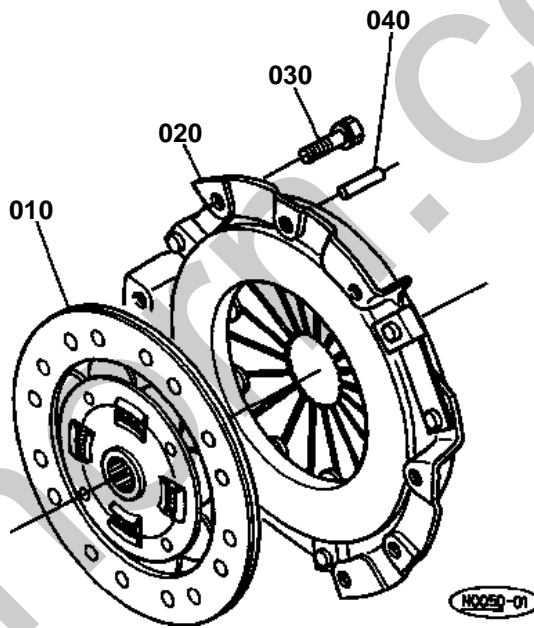


**DYNAMO [COMPONENT PARTS]**

↔ Interchangeable; ≠ not interchangeable; ← new for old; → old for new

REF.No	Part No.	Description	Q'ty	S.No.	I/C	REMARKS	Weight (kgf)	Weight (lb)
010	15531-64010	ASSY DYNAMO	1				1.4	3.08
020	15531-64122	COMP.STATOR	1				0.76	1.672
030	15531-64110	PULLEY	1				0.15	0.33
040	15531-64040	ROTOR	1				0.5	1.1
050	15531-64140	COLLAR	1				0.025	0.055
060	15531-74180	BEARING BALL	2				0.04	0.088
070	15531-74140	SHAFT FAN	1				0.075	0.165
080	15531-64363	COMP.STATOR	1				0.555	1.221
090	15261-93010	SCREW ROUND HEAD	2				0.003	0.0066
100	15531-64292	STATOR	1				0.29	0.638
110	15531-64072	PLATE	1				0.3	0.66
120	15531-74180	BEARING BALL	1				0.04	0.088
130	15531-93010	SCREW ROUND HEAD	1				0.002	0.0044
140	15531-64190	CLAMP CORD	1				0.005	0.011
150	15261-64150	COLLAR	1				0.02	0.044
160	15261-92030	NUT	1				0.01	0.022
170	15261-94070	WASHER SPRING	1				0.003	0.0066
180	15261-94020	WASHER PLAIN	1				0.007	0.0154

CLUTCH



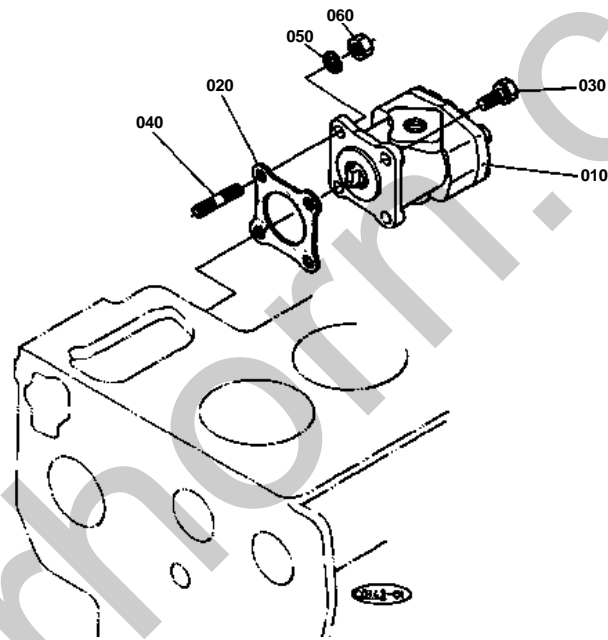


CLUTCH

↔ Interchangeable; ≠ not interchangeable; ← new for old; → old for new

REF.No	Part No.	Description	Q'ty	S.No.	I/C	REMARKS	Weight (kgf)	Weight (lb)
010	67111-13310	COMP.DISK CLUTCH	1				0	0
020	67111-13320	COMP PLATE PRESSURE	1				3.75	8.25
030	01123-50816	BOLT	6				0.011	0.0242
040	05012-00814	PIN STRAIGHT	3				0.006	0.0132

HYDRAULIC GEAR PUMP



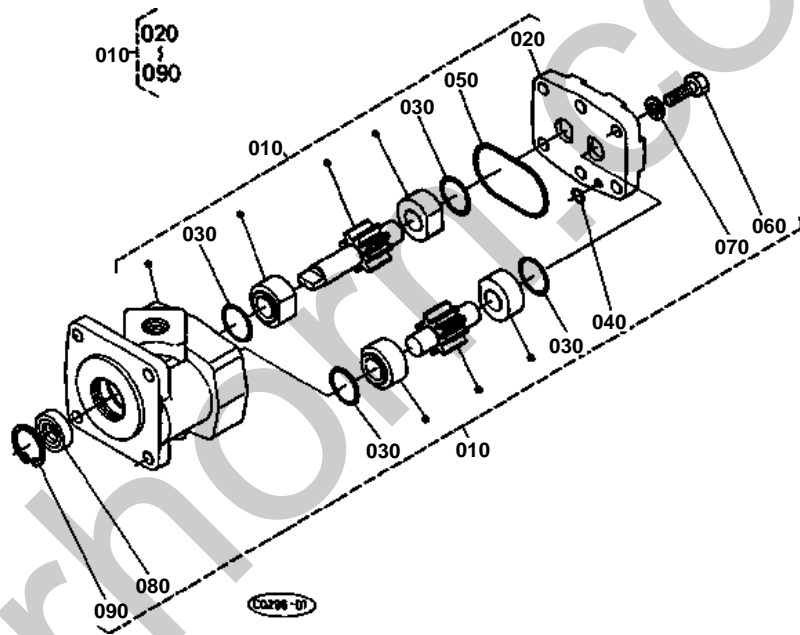


HYDRAULIC GEAR PUMP

↔ Interchangeable; ≠ not interchangeable; ← new for old; → old for new

REF.No	Part No.	Description	Q'ty	S.No.	I/C	REMARKS	Weight (kgf)	Weight (lb)
010	67111-76100	ASSY PUMP HYDRAULIC	1			REFER TO L. No. 0E05-L0 FOR COMPONENTS.	0	0
020	15231-87130	GASKET HYD.PUMP	1				0	0
030	01123-50825	BOLT	3				0.013	0.0286
040	01513-50822	STUD	1				0.01	0.022
050	04512-50080	WASHER SPRING	1				0.001	0.0022
060	02156-50080	NUT	1				0.004	0.0088

HYDRAULIC GEAR PUMP [COMPONENT PARTS]



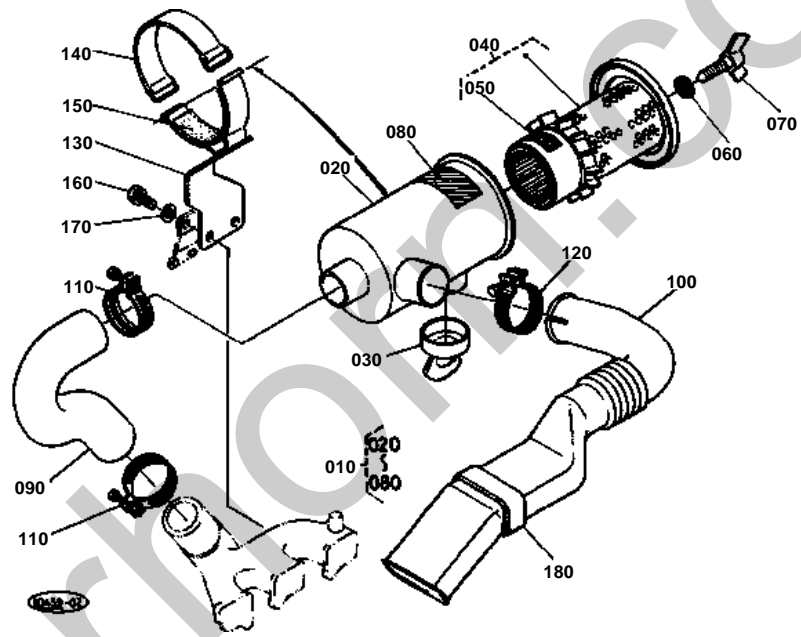


HYDRAULIC GEAR PUMP [COMPONENT PARTS]

↔ Interchangeable; ≠ not interchangeable; ← new for old; → old for new

REF.No	Part No.	Description	Q'ty	S.No.	I/C	REMARKS	Weight (kgf)	Weight (lb)
010	67111-76100	ASSY PUMP HYDRAULIC	1				0	0
020	67211-76120	COVER	1				0.18	0.396
030	04810-00220	RING	4				0.001	0.0022
040	04810-00050	RING	1				0.001	0.0022
050	04810-50500	RING	1				0.005	0.011
060	67211-76240	BOLT	6				0.014	0.0308
070	04512-50080	WASHER SPRING	6				0.001	0.0022
080	31381-76190	SEAL OIL	1				0.007	0.0154
090	04611-00280	CIR-CLIP INTERNAL	1				0.002	0.0044

AIR CLEANER

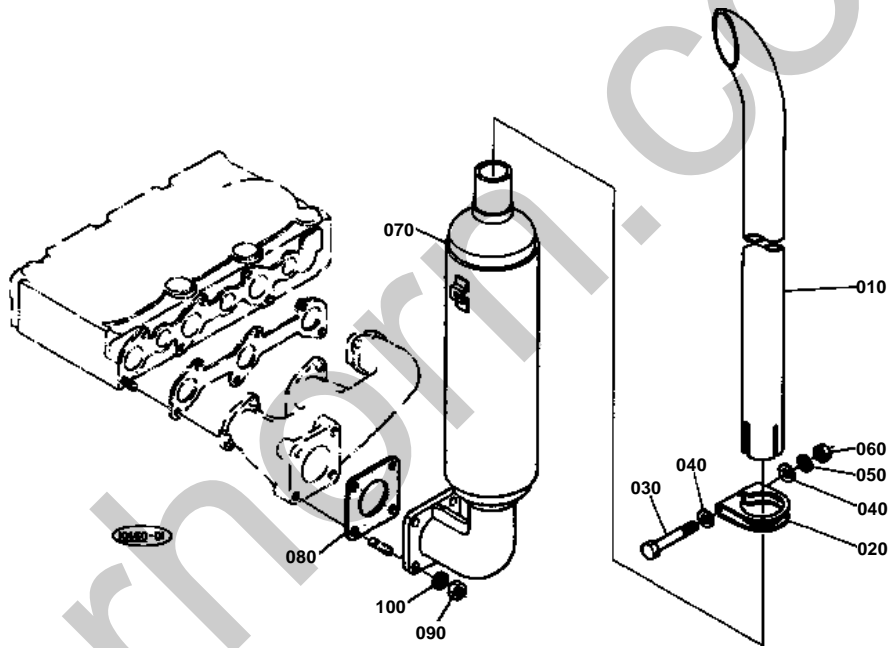


**AIR CLEANER**

↔ Interchangeable; ≠ not interchangeable; ← new for old; → old for new

REF.No	Part No.	Description	Q'ty	S.No.	I/C	REMARKS	Weight (kgf)	Weight (lb)
010	15852-11010	ASSY CLEANER AIR	1				1.5	3.3
020	15852-11150	BODY AIR CLEANER	1				0.68	1.496
030	15852-11470	VALVE	1				0.03	0.066
040	15852-11080	ASSY ELEMENT CLEANER	1				0.45	0.99
050	15227-87480	LABEL ELEMENT A/C	1				0.004	0.0088
060	15221-94430	WASHER WITH RUBBER	1				0.004	0.0088
070	15221-92620	BOLT WING	1				0.04	0.088
080	15372-87452	LABEL AIR CLEANER	1				0.001	0.0022
090	32701-58270	PIPE INLET	1				0.27	0.594
100	32701-58420	PIPE INLET	1				0.23	0.506
110	15221-11720	BAND PIPE	2				0.03	0.066
120	15261-11720	BAND PIPE	1				0.03	0.066
130	32701-54740	SUPPORT AIR CLEANER	1				0.34	0.748
140	67401-54290	BAND AIR CLEANER	1				0.06	0.132
150	67401-54280	CUSHION	1				0.01	0.022
160	01123-50816	BOLT	2				0.011	0.0242
170	04013-50080	WASHER PLAIN	2				0	0
180	32701-58430	BAND	1	>=51248			0.03	0.066

MUFFLER

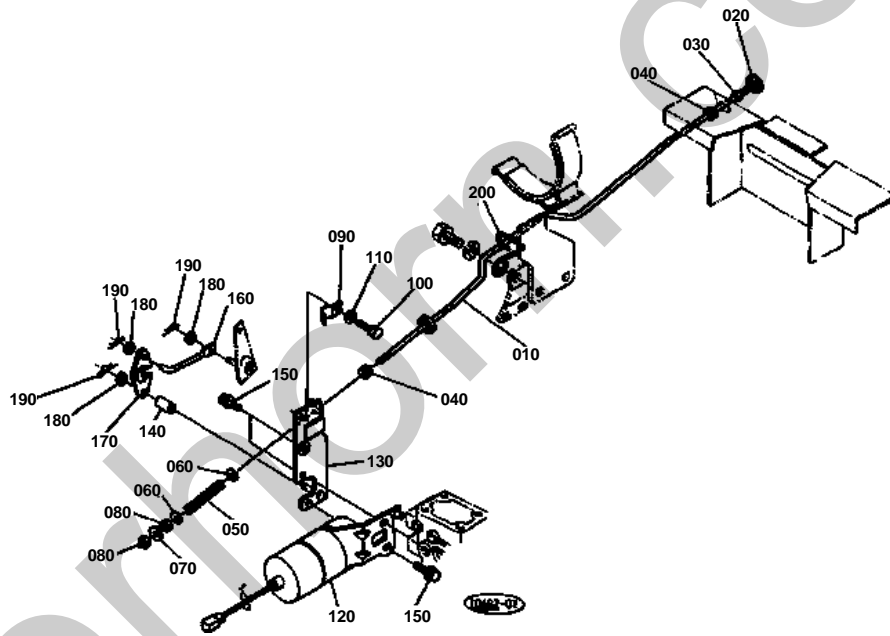


**MUFFLER**

↔ Interchangeable; ≠ not interchangeable; ← new for old; → old for new

REF.No	Part No.	Description	Q'ty	S.No.	I/C	REMARKS	Weight (kgf)	Weight (lb)
010	67800-53410	PIPE MUFFLER	1				0.57	1.254
020	67800-53420	BAND PIPE	1				0.04	0.088
030	01153-50865	BOLT	1				0.025	0.055
040	04013-50080	WASHER PLAIN	2				0	0
050	04512-50080	WASHER SPRING	1				0.001	0.0022
060	02114-50080	NUT	1				0.005	0.011
070	15532-12050	COMP.MUFFLER	1				3.2	7.04
080	15371-12370	GASKET MUFFLER	1				0	0
090	02156-50080	NUT	4				0.004	0.0088
100	04512-50080	WASHER SPRING	4				0.001	0.0022

ENGINE STOP ROD



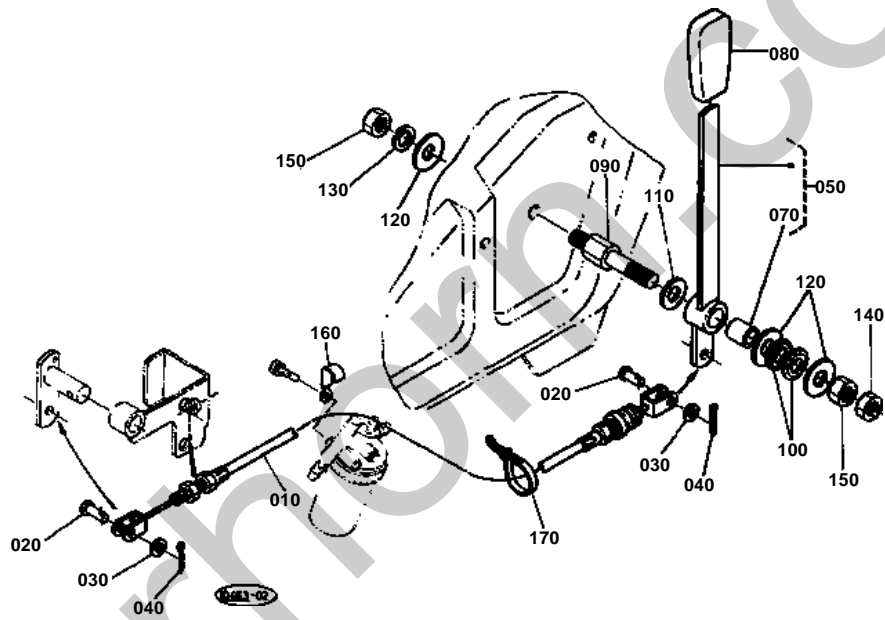


ENGINE STOP ROD

↔ Interchangeable; ≠ not interchangeable; ← new for old; → old for new

REF.No	Part No.	Description	Q'ty	S.No.	I/C	REMARKS	Weight (kgf)	Weight (lb)
010	32701-53920	ROD ENGINE STOP	1				0.23	0.506
020	35260-17160	KNOB	1				0.015	0.033
030	02014-50060	NUT	1				0.003	0.0066
040	66591-54580	RUBBER RELEASE ROD	2				0.003	0.0066
050	15471-60250	SPRING	1				0.005	0.011
060	04012-50060	WASHER PLAIN	2				0.001	0.0022
070	04015-50060	WASHER PLAIN	1				0	0
080	02012-50060	NUT	2				0	0
090	38430-17180	SPRING	1				0.1	0.22
100	01020-50610	BOLT	1				0.005	0.011
110	04013-50060	WASHER PLAIN	1				0	0
120	15471-60010	SOLENOID STOP	1				0.415	0.913
130	66375-53953	SUPPORT SOLENOID	1				0.14	0.308
140	66375-53960	COLLAR ENG.STOP	1				0.009	0.0198
150	01125-50820	BOLT	3				0	0
160	66375-53940	LEVER STOP	1				0.016	0.0352
170	15471-60162	LEVER STOP	1				0.007	0.0154
180	04013-50060	WASHER PLAIN	3				0	0
190	15471-94810	PIN SNAP	3				0	0
200	32701-53930	GUIDE STOP ROD	1				0.005	0.011

ACCELERATOR LEVER



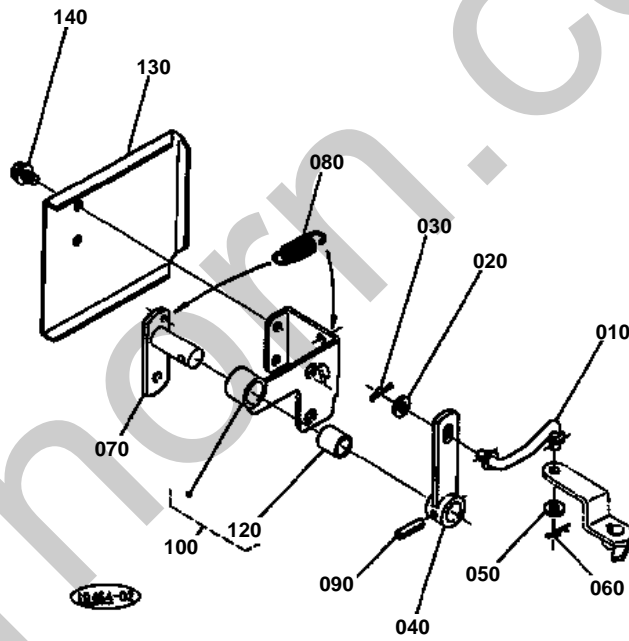


ACCELERATOR LEVER

↔ Interchangeable; ≠ not interchangeable; ← new for old; → old for new

REF.No	Part No.	Description	Q'ty	S.No.	I/C	REMARKS	Weight (kgf)	Weight (lb)
010	32701-44740	WIRE ACCELERATOR	1				0.2	0.44
020	05122-50618	PIN JOINT	2				0	0
030	04012-50060	WASHER PLAIN	2				0.001	0.0022
040	05511-51610	PIN SPLIT	2				0.001	0.0022
050	32701-44700	ASSY LEVER ACCEL.	1				0.145	0.319
060	99999-99999	BLANK	0				0	0
070	08511-01220	BUSH	1				0.004	0.0088
080	31351-36880	GRIP LEVER	1				0.04	0.088
090	32701-44770	SHAFT ACCEL-LEVER	1				0	0
100	67800-44720	SPRING	2				0.005	0.011
110	04013-50120	WASHER PLAIN	1				0	0
120	04015-50120	WASHER PLAIN	3				0	0
130	04512-50120	WASHER SPRING	1				0	0
140	02172-50120	NUT	1				0.01	0.022
150	02174-50120	NUT	2				0.01	0.022
160	32240-34490	CLAMP CORD	1				0.003	0.0066
170	53581-64150	BAND CORD	1				0.002	0.0044

RELEASE LEVER



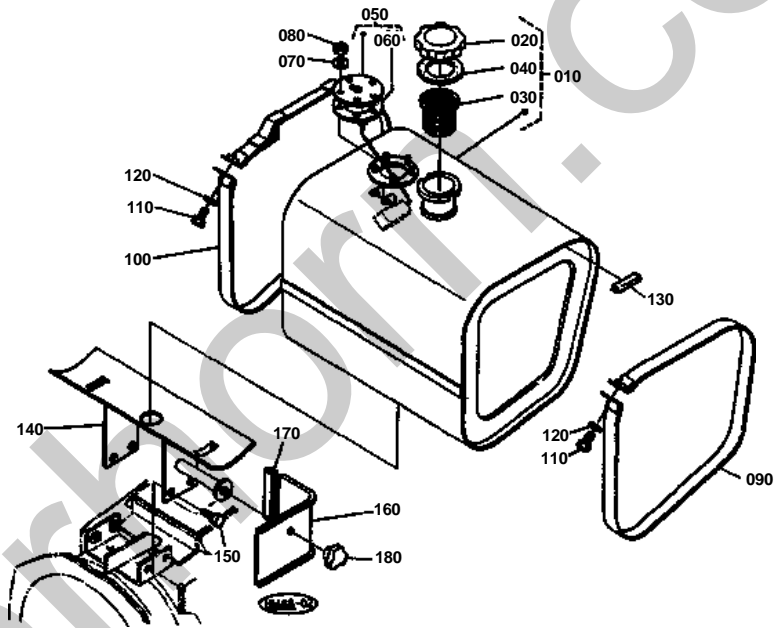


RELEASE LEVER

↔ Interchangeable; ≠ not interchangeable; ← new for old; → old for new

REF.No	Part No.	Description	Q'ty	S.No.	I/C	REMARKS	Weight (kgf)	Weight (lb)
010	32701-44850	ROD RELEASE	1				0.015	0.033
020	04012-50080	WASHER PLAIN	1				0.001	0.0022
030	15471-94810	PIN SNAP	1				0	0
040	32701-44760	ARM RELEASE	1				0.04	0.088
050	04012-50080	WASHER PLAIN	1				0.001	0.0022
060	15471-94810	PIN SNAP	1				0	0
070	32701-44860	LEVER RELEASE	1				0.07	0.154
080	32701-44840	SPRING RELEASE	1				0.007	0.0154
090	05411-00320	PIN SPRING	1				0.001	0.0022
100	32701-44730	ASSY STAY RELEASE	1				0.15	0.33
110	99999-99999	BLANK	0				0	0
120	08511-01220	BUSH	1				0.004	0.0088
130	32701-44720	COVER RELEASE	1				0.18	0.396
140	01754-50610	BOLT FLANGE	2				0.006	0.0132

FUEL TANK



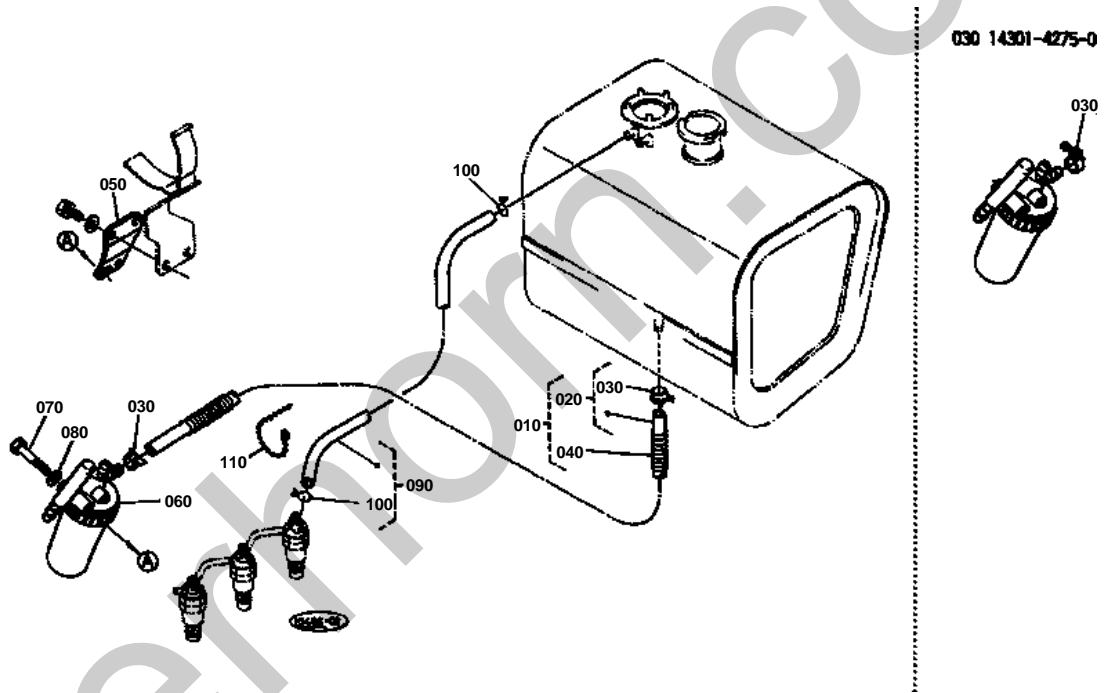


FUEL TANK

↔ Interchangeable; ≠ not interchangeable; ← new for old; → old for new

REF.No	Part No.	Description	Q'ty	S.No.	I/C	REMARKS	Weight (kgf)	Weight (lb)
010	66301-53603	ASSY TANK FUEL	1				4.2	9.24
020	67211-54720	COMP.CAP EUEL TANK	1				0.07	0.154
030	35450-41350	FILTER FUEL	1				0	0
040	10211-41340	GASKET	1				0.003	0.0066
050	67401-54730	SENSOR FUEL GAUGE	1				0.14	0.308
060	67401-54740	GASKET	1				0.001	0.0022
070	04013-50050	WASHER PLAIN	5				0	0
080	02054-50050	NUT	5				0.002	0.0044
090	67800-53635	BAND FUEL TANK	1				0.26	0.572
100	66301-53653	BAND FUEL TANK	1	<=50563			0	0
100	66301-53655	BAND FUEL TANK	1	>=50564	←		0.28	0.616
110	01123-50832	BOLT	2				0.016	0.0352
120	04013-50080	WASHER PLAIN	2				0	0
130	66301-43550	COVER PROTECTOR	2				0.003	0.0066
140	32701-51720	SUPPORT FUEL TANK	1				1.1	2.42
150	01123-50818	BOLT	4				0.012	0.0264
160	32701-51730	COVER FUSE	1	<=50585			0	0
160	32701-51733	COVER FUSE	1	>=50586	←		0.2	0.44
170	32701-51740	CUSHION	1				0.005	0.011
180	02820-00080	NUT KNOB	1				0.02	0.044

FUEL PIPE 1



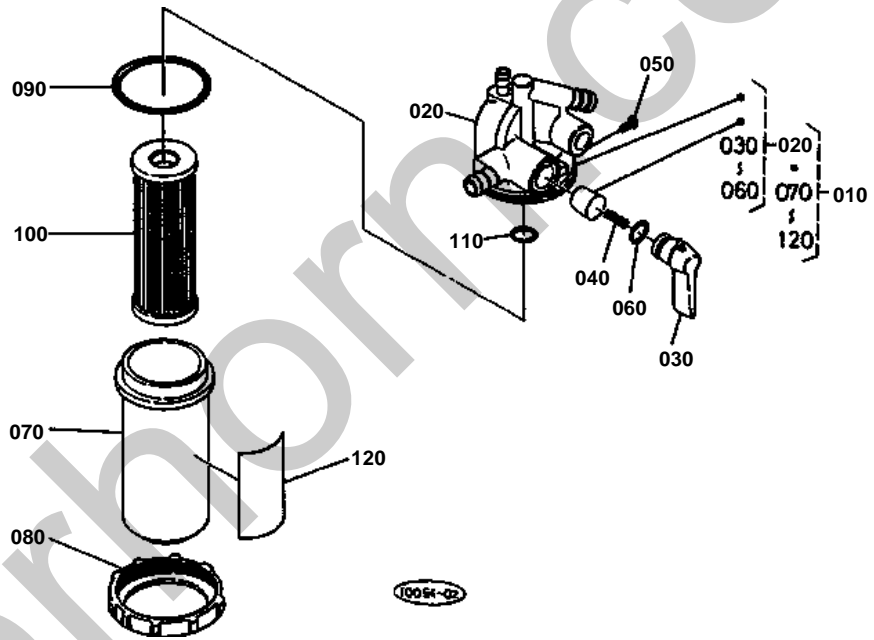


FUEL PIPE 1

↔ Interchangeable; ≠ not interchangeable; ← new for old; → old for new

REF.No	Part No.	Description	Q'ty	S.No.	I/C	REMARKS	Weight (kgf)	Weight (lb)
010	67800-53700	ASSY PIPE FUEL	1				0.07	0.154
020	67800-53710	ASSY PIPE FUEL	1				0.05	0.11
030	14301-42750	CLIP PIPE	2	<=50563			0.005	0.011
030	14911-42750	CLIP PIPE	2	>=50564	↔		0.002	0.0044
040	67111-58320	SPRING PIPE PROTECT.	1				0.02	0.044
050	67800-53814	STAY FILTER	1				0.08	0.176
060	15751-43010	ASSY FILTER FUEL	1			REFER TO L. No. 0C01-R0 FOR COMPONENTS.	0.41	0.902
070	01153-50865	BOLT	1				0.025	0.055
080	04512-50080	WASHER SPRING	1				0.001	0.0022
090	67800-53750	ASSY PIPE OVER FLOW	1				0.02	0.044
100	10244-42320	CLIP PIPE	2				0.001	0.0022
110	34350-29380	BAND CORD	1				0.001	0.0022

FUEL FILTER [COMPONENT PARTS]

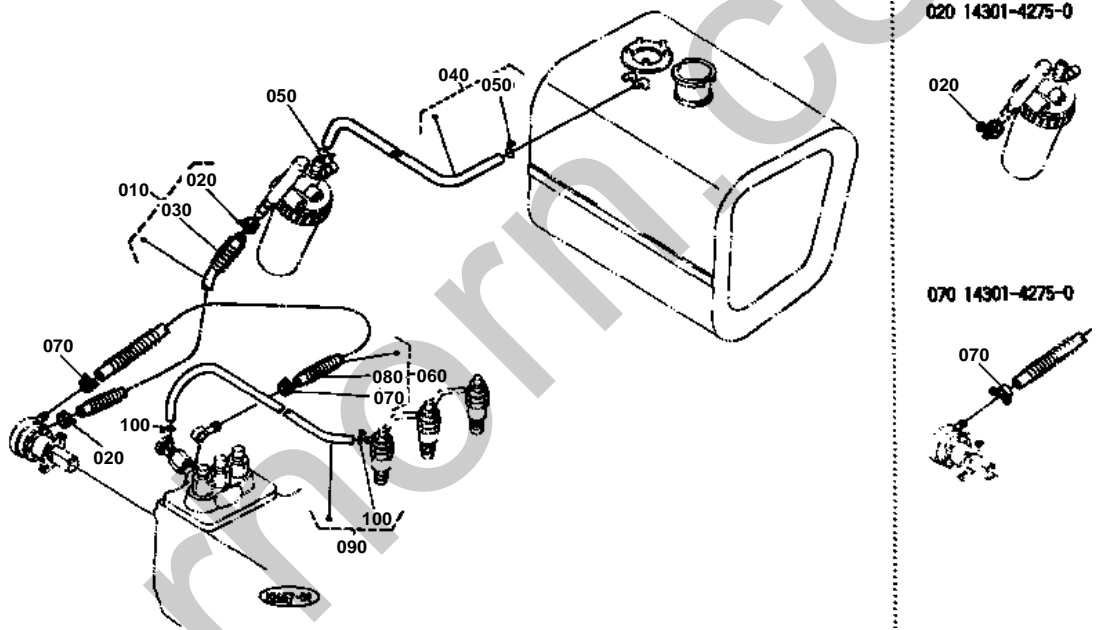




FUEL FILTER [COMPONENT PARTS]

↔ Interchangeable; ≠ not interchangeable; ← new for old; → old for new

REF.No	Part No.	Description	Q'ty	S.No.	I/C	REMARKS	Weight (kgf)	Weight (lb)
010	15751-43010	ASSY FILTER FUEL	1				0.41	0.902
020	15531-43110	COMP.BODY COCK	1				0.255	0.561
030	14301-43522	LEVER COCK	1				0.024	0.0528
040	14301-43820	SPRING VALVE	1				0.001	0.0022
050	14301-43830	SCREW	1				0.001	0.0022
060	14301-43840	O RING LEVER	1				0.001	0.0022
070	15393-43580	CUP FILTER	1				0.01	0.022
080	14301-43590	RING RETAINING	1				0.054	0.1188
090	14301-43650	O RING FILTER	1				0.001	0.0022
100	15231-43560	ASSY ELEMENT	1				0.03	0.066
110	04811-00100	O RING FILTER	1				0.001	0.0022
120	66706-58310	LABEL FUEL FILTER	1				0.001	0.0022



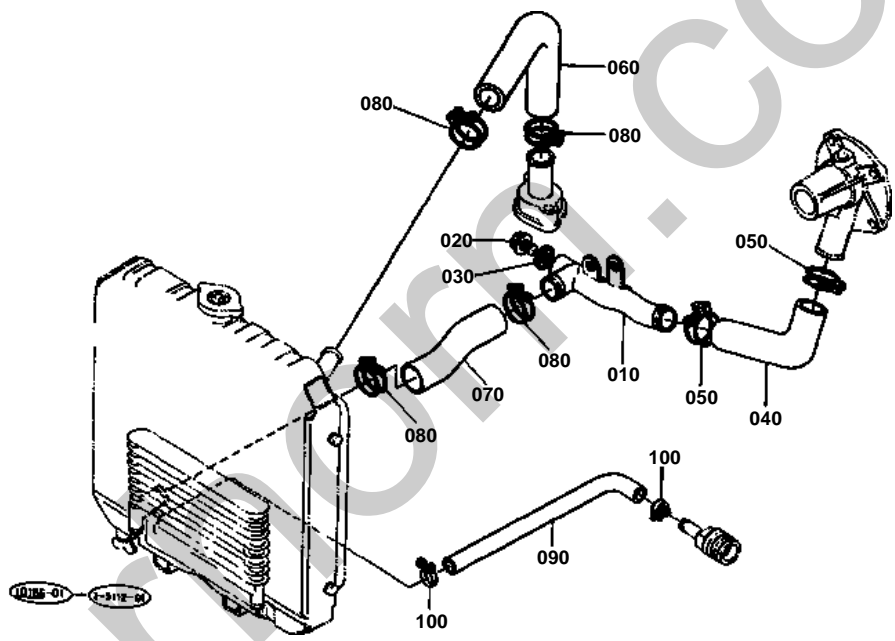


FUEL PIPE 2

↔ Interchangeable; ≠ not interchangeable; ← new for old; → old for new

REF.No	Part No.	Description	Q'ty	S.No.	I/C	REMARKS	Weight (kgf)	Weight (lb)
010	67061-58350	ASSY PIPE FUEL	1				0.04	0.088
020	14301-42750	CLIP PIPE	2	<=50563			0.005	0.011
020	14911-42750	CLIP PIPE	2	>=50564	↔		0.002	0.0044
030	67111-53790	SPRING PIPE PROTECT.	1				0.01	0.022
040	67211-58323	ASSY PIPE OVER FLOW	1				0.03	0.066
050	14971-42750	CLIP PIPE	2				0.001	0.0022
060	15531-42010	ASSY PIPE FUEL	1	<=50563			0.056	0.1232
060	15541-42010	ASSY PIPE FUEL	1	>=50564	↔		0.05	0.11
070	14301-42750	CLIP PIPE	2	<=50563			0.005	0.011
070	14911-42750	CLIP PIPE	2	>=50564	↔		0.002	0.0044
080	67111-58320	SPRING PIPE PROTECT.	1	<=50563			0.02	0.044
090	15531-42870	ASSY PIPE JET START	1				0.02	0.044
100	10244-42320	CLIP PIPE	2				0.001	0.0022

WATER PIPE



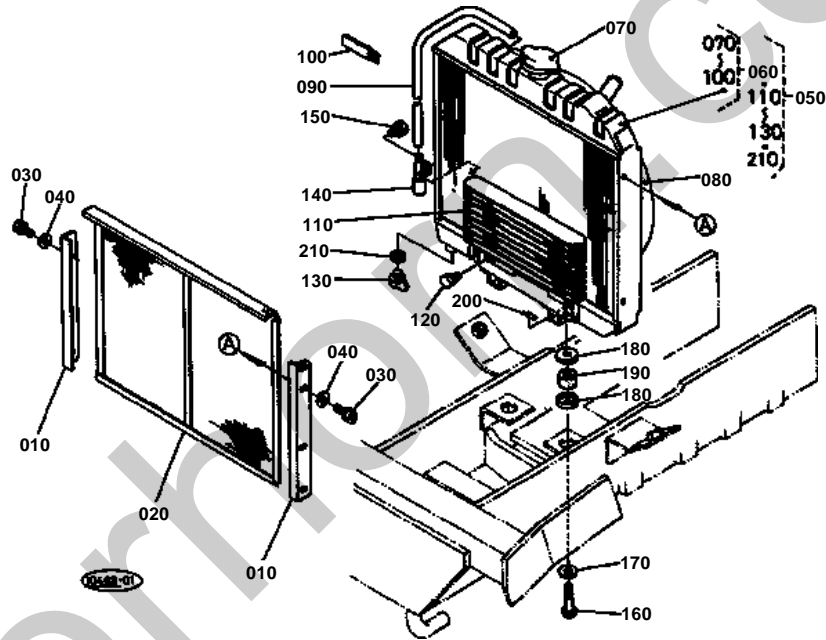


WATER PIPE

↔ Interchangeable; ≠ not interchangeable; ← new for old; → old for new

REF.No	Part No.	Description	Q'ty	S.No.	I/C	REMARKS	Weight (kgf)	Weight (lb)
010	15554-72860	PIPE WATER	1				0.215	0.473
020	06311-25030	PLUG	1				0.051	0.1122
030	04717-01700	WASHER WITH RUBBER	1				0.003	0.0066
040	15531-72870	PIPE WATER	1				0.052	0.1144
050	15261-72780	BAND	2				0.024	0.0528
060	15532-72942	PIPE WATER	1				0.12	0.264
070	15532-72852	PIPE WATER	1				0.035	0.077
080	15261-72780	BAND	4				0.024	0.0528
090	15531-73130	PIPE DRAIN	1				0.05	0.11
100	19269-73360	BAND PIPE	2				0.01	0.022

RADIATOR

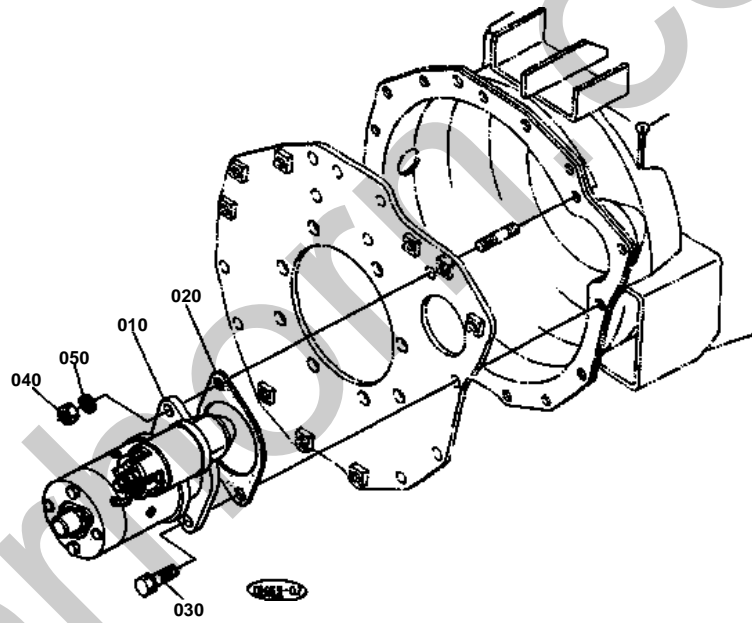


**RADIATOR**

↔ Interchangeable; ≠ not interchangeable; ← new for old; → old for new

REF.No	Part No.	Description	Q'ty	S.No.	I/C	REMARKS	Weight (kgf)	Weight (lb)
010	67111-53515	HOLDER DUST NET	2				0.1	0.22
020	67800-53523	NET DUSTPROOF	1				0	0
030	01202-50612	BOLT	4				0.005	0.011
040	04013-50060	WASHER PLAIN	4				0	0
050	32701-58700	ASSY RADIATOR	1				7.7	16.94
060	66301-58710	ASSY RADIATOR	1				6	13.2
070	15101-72030	CAP RADIATOR	1				0.075	0.165
080	15532-74470	SHROUD FAN	1				0.4	0.88
090	67800-58760	PIPE WATER OVER FLOW	1				0.04	0.088
100	15241-67580	CLAMP CORD	1				0.004	0.0088
110	66361-58720	ASSY COOLER OIL	1				0.61	1.342
120	01023-50612	BOLT	2				0.005	0.011
130	15231-73110	COCK DRAIN	1				0.006	0.0132
140	55411-21792	WHISTLE STEAM	1				0.01	0.022
150	01121-50816	BOLT	1				0.013	0.0286
160	67111-58710	BOLT RADIATOR	2				0.027	0.0594
170	04013-50100	WASHER PLAIN	2				0	0
180	15111-72200	WASHER	4				0.013	0.0286
190	15111-72180	CUSHION	2				0.015	0.033
200	05515-51000	PIN SNAP	2				0	0
210	15231-96690	GASKET	1				0.001	0.0022

STARTER



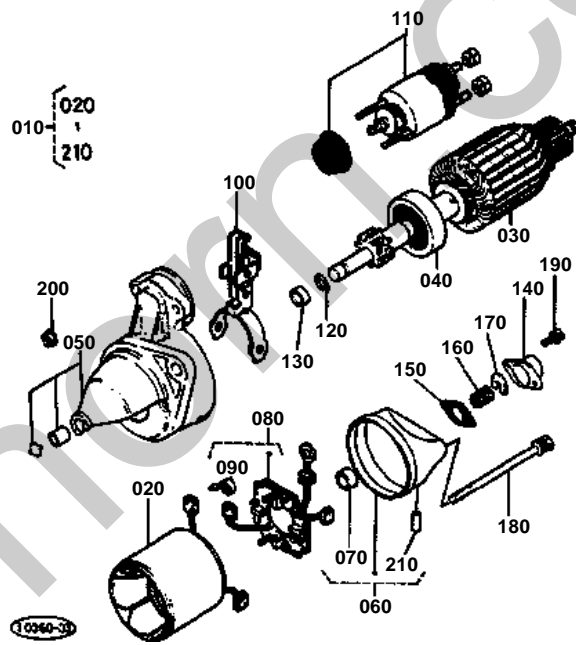


STARTER

↔ Interchangeable; ≠ not interchangeable; ← new for old; → old for new

REF.No	Part No.	Description	Q'ty	S.No.	I/C	REMARKS	Weight (kgf)	Weight (lb)
010	15231-63015	ASSY STARTER	1			REFER TO L. No. 0C05-R0 FOR COMPONENTS.	4.7	10.34
020	66591-51160	GASKET	1				0	0
030	01123-50850	BOLT	1				0.02	0.044
040	02156-50080	NUT	1				0.004	0.0088
050	04512-50080	WASHER SPRING	1				0.001	0.0022

STARTER [COMPONENT PARTS]

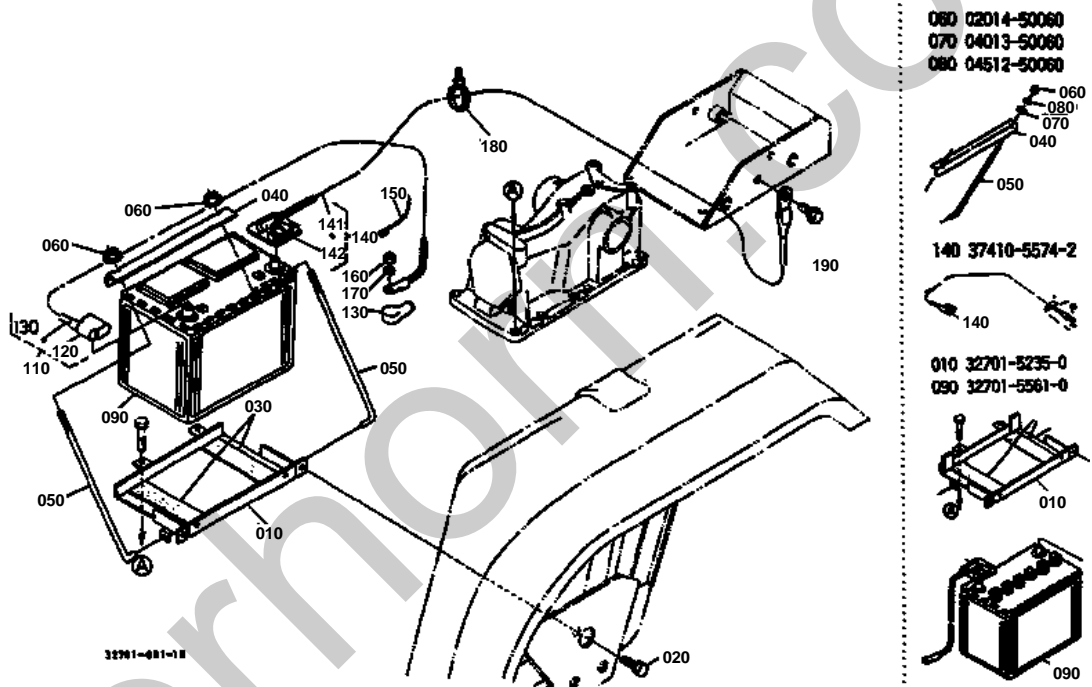


**STARTER [COMPONENT PARTS]**

↔ Interchangeable; ≠ not interchangeable; ← new for old; → old for new

REF.No	Part No.	Description	Q'ty	S.No.	I/C	REMARKS	Weight (kgf)	Weight (lb)
010	15231-63015	ASSY STARTER	1				4.7	10.34
020	14278-63080	YOKE	1				1.42	3.124
030	14278-63070	ARMATURE	1				1.25	2.75
040	14278-63040	CLUTCH OVER RUNNING	1				0.32	0.704
050	15231-63032	ASSY HOUSING	1				0.39	0.858
060	14278-63200	ASSY FRAME END	1				0.2	0.44
070	14278-63250	BUSH	1				0.002	0.0044
080	14278-63380	ASSY HOLDER BRUSH	1				0.06	0.132
090	14278-63390	SPRING BRUSH	4				0.003	0.0066
100	14278-63050	LEVER DRIVE	1				0.06	0.132
110	15231-63022	SWITCH MAGNETIC	1				0.65	1.43
120	15221-94820	PIN SNAP	1				0.001	0.0022
130	15321-63250	NUT PINION STOP	1				0.005	0.011
140	14278-63510	CAP END FRAME	1				0.015	0.033
150	14278-63520	GASKET	1				0.001	0.0022
160	14278-63190	SPRING BRAKE	1				0.01	0.022
170	14278-63180	SHOE BRAKE	1				0.005	0.011
180	14278-63320	BOLT THROUGH	2				0.02	0.044
190	03024-50414	SCREW WITH WASHER	2				0.002	0.0044
200	14278-92010	NUT	2				0.001	0.0022
210	14278-63570	PIPE BREATHER	1				0.001	0.0022

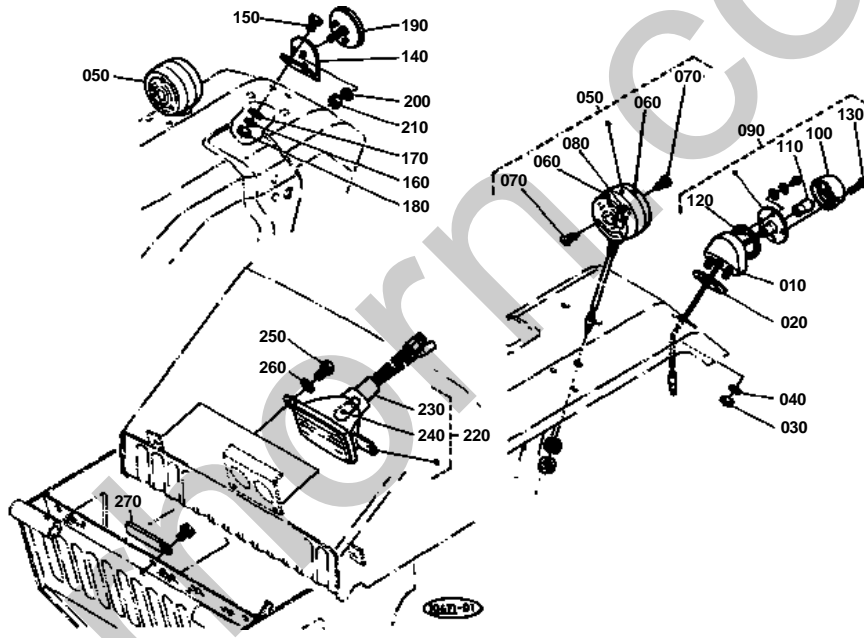
BATTERY



**BATTERY**

↔ Interchangeable; ≠ not interchangeable; ← new for old; → old for new

REF.No	Part No.	Description	Q'ty	S.No.	I/C	REMARKS	Weight (kgf)	Weight (lb)
010	32701-52350	SUPPORT BATTERY	1	<=51770			1.6	3.52
010	32701-52352	SUPPORT BATTERY	1	>=51771	≠		1.45	3.19
020	01123-50818	BOLT	2				0.012	0.0264
030	34150-33220	CUSHION	2				0.015	0.033
040	34150-33272	RETAINER BATTERY	1	<=51770			0.18	0.396
040	32701-54480	RETAINER BATTERY	1	>=51771	≠		0.2	0.44
050	56713-41110	BOLT BATTERY	1	<=51770			0.04	0.088
050	38240-33295	BOLT BATTERY	2	>=51771	≠		0.05	0.11
060	02014-50060	NUT	2	<=50903			0.003	0.0066
060	02751-50060	NUT FLANGE	1	>=50904	←		0.005	0.011
070	04013-50060	WASHER PLAIN	2	<=50903			0	0
080	04512-50060	WASHER SPRING	2	<=50903			0	0
090	67800-55610	BATTERY	1	<=50639			10.4	22.88
090	32701-55610	BATTERY	1	>=50640	↔	OBTAINED LOCALLY (RESERVED BY KTC)	0	0
090	32701-55660	BATTERY	1	>=51771	≠		0	0
090	67800-55610	BATTERY	1			EXCEPT [A]	10.4	22.88
100	67800-55622	COVER BATTERY	1	<=51770		NOT SHOWN IN FIG.	0.1	0.22
110	67817-55710	ASSY CORD BATTERY(+)	1				0.2	0.44
120	67111-55740	CAP	1				0.01	0.022
130	67800-55760	CAP TERMINAL	1				0.01	0.022
140	37410-55742	CORD BATTERY EARTH	1	<=50639			0.175	0.385
140	67061-55440	ASSY CORD BATTERY(-)	1	>=50640	←		0.2	0.44
141	67061-55450	CORD BATTERY(-)	1	>=50640			0.18	0.396
142	67061-55460	CAP	1	>=50640			0.01	0.022
150	34350-29380	BAND CORD	1				0.001	0.0022
160	02156-50080	NUT	1				0.004	0.0088
170	04512-50080	WASHER SPRING	1				0.001	0.0022
180	53581-64150	BAND CORD	1	>=50640			0.002	0.0044
190	01774-51016	BOLT FLANGE	1	>=51771			0.02	0.044

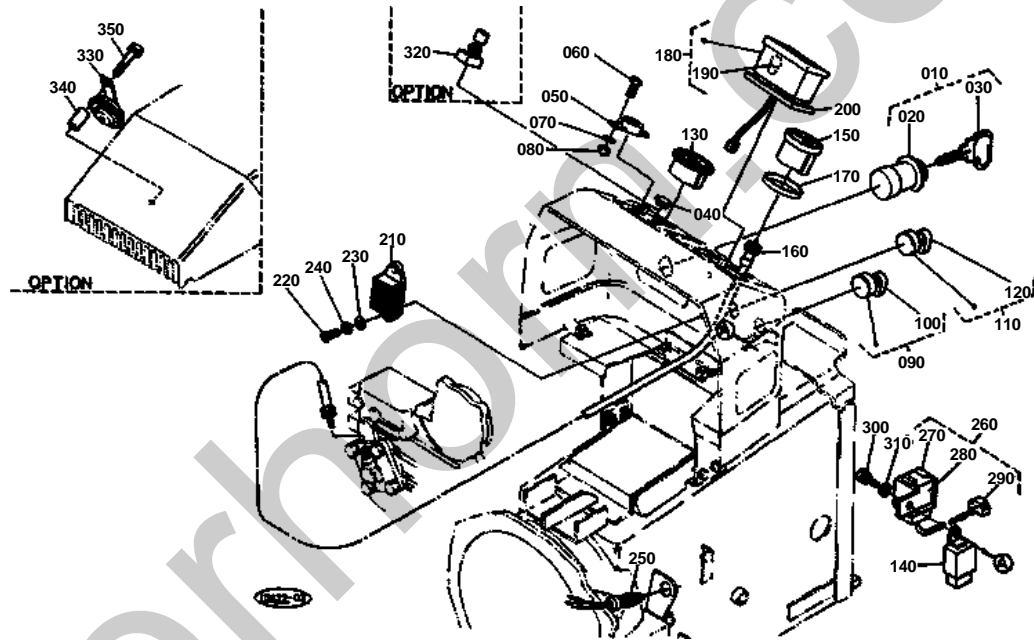


**LIGHT**

↔ Interchangeable; ≠ not interchangeable; ← new for old; → old for new

REF.No	Part No.	Description	Q'ty	S.No.	I/C	REMARKS	Weight (kgf)	Weight (lb)
010	66416-55540	BRACKET TAIL LIGHT	1				0.11	0.242
020	67800-55530	CUSHION	1				0.015	0.033
030	02014-50060	NUT	2				0.003	0.0066
040	04512-50060	WASHER SPRING	2				0	0
050	32530-33610	ASSY LIGHT HAZARD	2				0.5	1.1
060	32530-91510	LENS HAZARD LIGHT	4				0.085	0.187
070	32530-91520	SCREW	12				0.001	0.0022
080	32530-91530	BULB LIGHT	2				0.02	0.044
090	34350-34100	ASSY LIGHT TAIL	1				0.13	0.286
100	34350-34120	LENS TAIL LIGHT	1				0.05	0.11
110	34350-34140	BULB TAIL LIGHT	1				0.008	0.0176
120	34350-99220	GASKET LENS	1				0.01	0.022
130	03056-50335	SCREW WITH WASHER	2				0.001	0.0022
140	66416-52730	STAY REFLETOR	1				0.07	0.154
150	01053-50616	BOLT	2				0.005	0.011
160	04512-50060	WASHER SPRING	2				0	0
170	04013-50060	WASHER PLAIN	2				0	0
180	02014-50060	NUT	2				0.003	0.0066
190	67601-55730	ASSY REFLETOR	1				0.02	0.044
200	04512-50050	WASHER SPRING	1				0	0
210	02054-50050	NUT	1				0.002	0.0044
220	67111-55700	ASSY LIGHT HEAD	2				0.21	0.462
230	67111-55780	SOCKET HEAD LIGHT	2				0.03	0.066
240	67111-55790	BULB HEAD LIGHT	2				0.01	0.022
250	01202-50616	BOLT	4				0.006	0.0132
260	04013-50060	WASHER PLAIN	4				0	0
270	15241-67570	CLAMP CORD	1				0.003	0.0066

PANEL/SWITCH

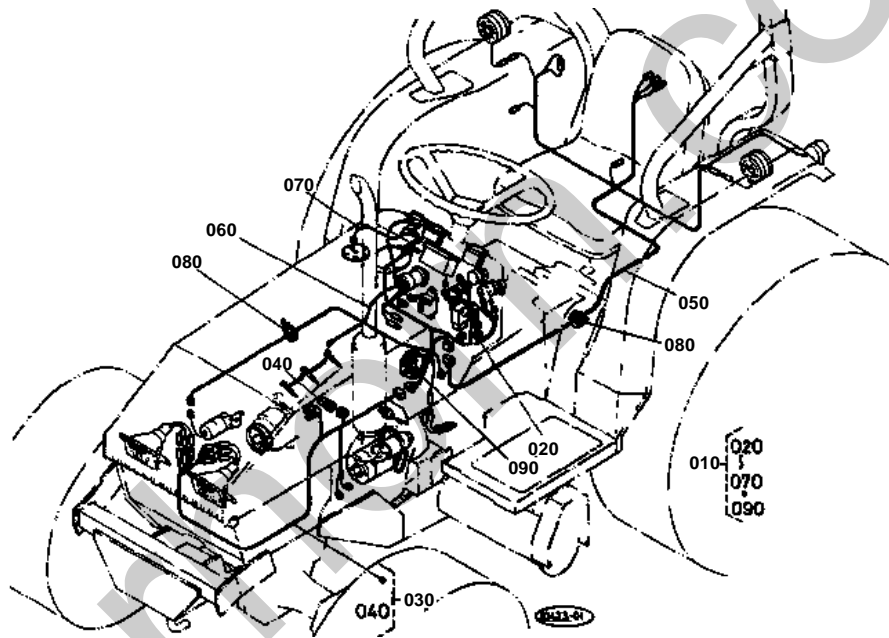




PANEL/SWITCH

↔ Interchangeable; ≠ not interchangeable; ← new for old; → old for new

REF.No	Part No.	Description	Q'ty	S.No.	I/C	REMARKS	Weight (kgf)	Weight (lb)
010	67800-55160	ASSY SWITCH STARTER	1				0.28	0.616
020	66711-55130	SWITCH STARTER	1				0.241	0.5302
030	66711-55140	KEY STARTER	1				0	0
040	35110-32420	PLUG	1				0.002	0.0044
050	15531-65950	INDICATOR GLOW PLUG	1				0.05	0.11
060	01053-50512	BOLT	2				0.002	0.0044
070	04512-50050	WASHER SPRING	2				0	0
080	02054-50050	NUT	2				0.002	0.0044
090	54617-41140	SWITCH LIGHTING	1				0.08	0.176
100	67401-99110	ASSY KNOB LIGHT SW.	1				0.004	0.0088
110	55311-41120	SWITCH LIGHT	1				0.05	0.11
120	67401-99120	ASSY KNOB LIGHT SW.	1				0.005	0.011
130	66908-54750	METER FUEL	1				0.15	0.33
140	31351-31410	TIMER	1				0	0
150	67800-55400	ASSY METER TRACTOR	1	<=50793			0	0
150	67800-55402	ASSY METER TRACTOR	1	>=50794	←		0.195	0.429
160	67800-55410	CABLE HOUR METER	1				0.25	0.55
170	67800-55420	SPACER HOUR METER	1				0.008	0.0176
180	67800-55450	ASSY OK MONITOR	1				0.12	0.264
190	67111-55460	BULB OK MONITOR	2				0.005	0.011
200	67800-55460	SPACER OK MONITOR	1				0.015	0.033
210	19267-64600	COMP.REGULATOR	1	<=50639			0	0
210	19267-64602	ASSY REGULATOR	1	>=50640	←		0.188	0.4136
220	03014-50625	SCREW PAN HEAD	2				0	0
230	04012-50060	WASHER PLAIN	2				0.001	0.0022
240	04512-50060	WASHER SPRING	2				0	0
250	66416-55810	ASSY SWITCH SAFETY	1				0.11	0.242
260	32430-33700	ASSY HAZARD UNIT	1				0.095	0.209
270	32430-94260	BODY HAZARD UNIT	1				0.045	0.099
280	32430-94270	BRACKET HAZARD UNIT	1				0.015	0.033
290	32430-94280	HARNES HAZARD UNIT	1				0.02	0.044
300	01202-50620	BOLT	1				0.007	0.0154
310	04013-50060	WASHER PLAIN	1				0	0
320	67830-55130	SWITCH HORN	1			OPTION	0.02	0.044
330	66706-55710	HORN	1			OPTION	0.37	0.814
340	32701-96530	SPACER	1			OPTION	0.2	0.44
350	01123-50855	BOLT	1			OPTION	0.02	0.044



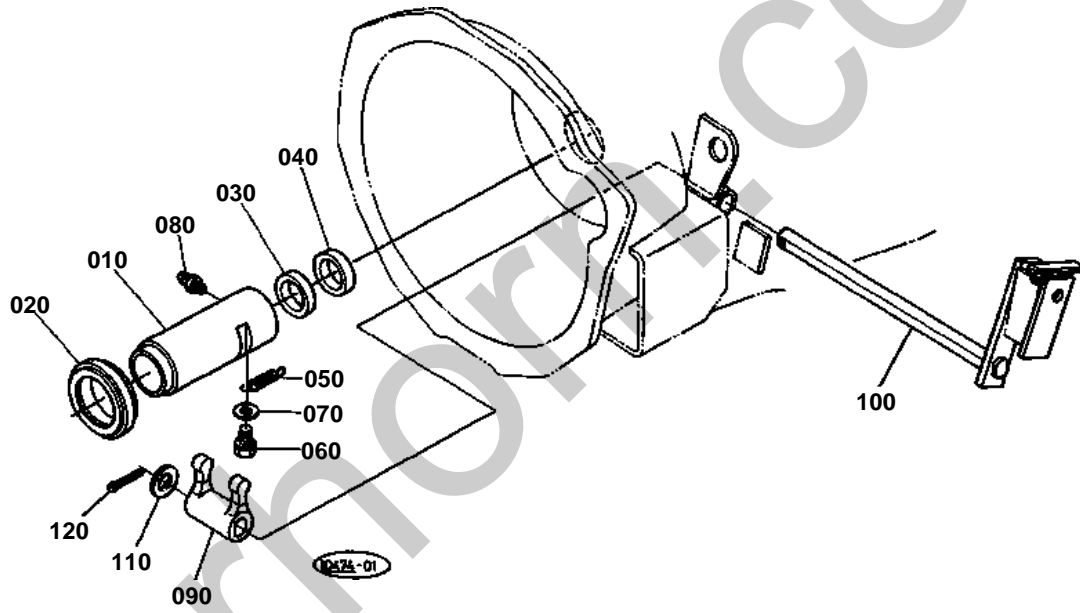


WIRE HARNESS

↔ Interchangeable; ≠ not interchangeable; ← new for old; → old for new

REF.No	Part No.	Description	Q'ty	S.No.	I/C	REMARKS	Weight (kgf)	Weight (lb)
010	32701-55103	ASSY WIRE HARNESS	1				0	0
020	32701-55113	WIRE HARNESS	1				0.45	0.99
030	67800-55122	WIRE HARNESS	1				0.125	0.275
040	67111-55190	RING FUSIBLE	1				0.005	0.011
050	32701-55133	WIRE HARNESS	1				0.2	0.44
060	67800-55140	WIRE HARNESS	1				0.06	0.132
070	66301-55150	HARNESS FUEL GAUGE	1				0.02	0.044
080	53581-64150	BAND CORD	4	<=50563			0.002	0.0044
080	53581-64150	BAND CORD	3	>=50564	←		0.002	0.0044
080	53581-64150	BAND CORD	2	>=50640	↔		0.002	0.0044
090	54711-41230	FUSE	3			15A	0.002	0.0044

CLUTCH ROD



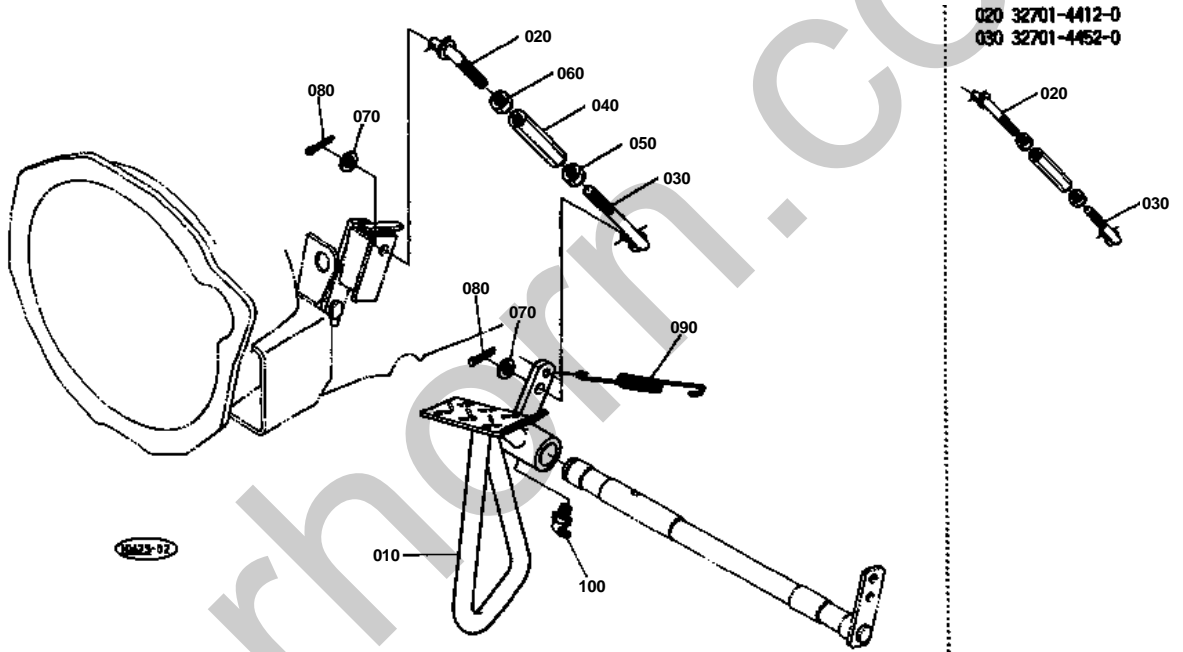


CLUTCH ROD

↔ Interchangeable; ≠ not interchangeable; ← new for old; → old for new

REF.No	Part No.	Description	Q'ty	S.No.	I/C	REMARKS	Weight (kgf)	Weight (lb)
010	67111-13413	HOLDER RELEASE BRG	1				0.5	1.1
020	67311-13320	BEARING BALL	1				0.21	0.462
030	67111-13420	SEAL OIL	1				0.008	0.0176
040	67111-13430	SEAL OIL	1				0.01	0.022
050	66611-13340	SPRING RELEASE	1				0.006	0.0132
060	01202-50610	BOLT	1				0.004	0.0088
070	04013-50060	WASHER PLAIN	1				0	0
080	06613-10675	NIPPLE GREASE	1				0.003	0.0066
090	67111-13450	FORK CLUTCH RELEASE	1				0.15	0.33
100	32701-13460	ROD CLUTCH	1				0.63	1.386
110	04011-50160	WASHER PLAIN	1				0	0
120	05511-50425	PIN SPLIT	1				0.003	0.0066

CLUTCH PEDAL



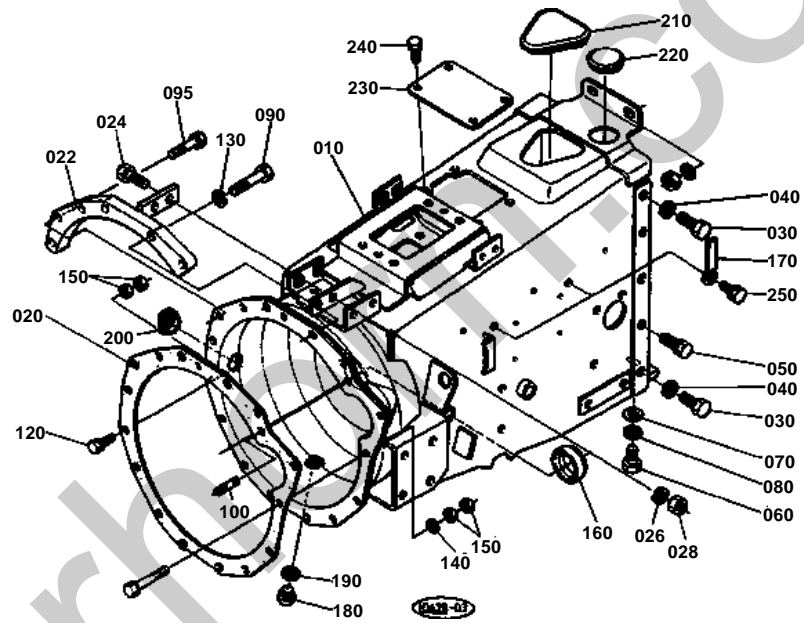


CLUTCH PEDAL

↔ Interchangeable; ≠ not interchangeable; ← new for old; → old for new

REF.No	Part No.	Description	Q'ty	S.No.	I/C	REMARKS	Weight (kgf)	Weight (lb)
010	32701-44110	PEDAL CLUTCH	1				1.75	3.85
020	32701-44120	LINK CLUTCH	1	≤51291			0.06	0.132
020	32701-44123	LINK CLUTCH	1	≥51292	≠		0.05	0.11
030	32701-44520	LINK CLUTCH	1	≤51291			0.06	0.132
030	32701-44523	LINK CLUTCH	1	≥51292	≠		0.08	0.176
040	32350-28980	TURNBUCKLE	1				0.124	0.2728
050	32350-28990	NUT	1				0.009	0.0198
060	02116-50100	NUT	1				0.004	0.0088
070	04011-50100	WASHER PLAIN	2				0.002	0.0044
080	05511-50318	PIN SPLIT	2				0.001	0.0022
090	67800-44130	SPRING RETURN	1				0.065	0.143
100	67111-44250	NIPPLE GREASE	1				0.005	0.011

CLUTCH HOUSING



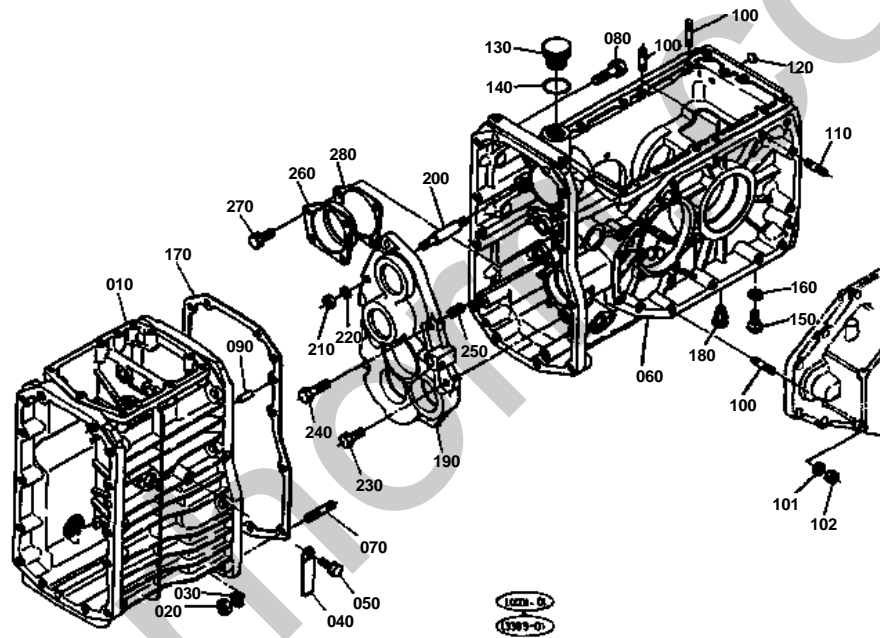


CLUTCH HOUSING

↔ Interchangeable; ≠ not interchangeable; ← new for old; → old for new

REF.No	Part No.	Description	Q'ty	S.No.	I/C	REMARKS	Weight (kgf)	Weight (lb)
010	32701-51118	HOUSING FRAME CLUTCH	1				25	55
020	67800-51130	GASKET	1				0	0
022	32701-51120	PLATE CLUTCH HOUSING	1				0.95	2.09
024	01173-51025	BOLT	2				0.021	0.0462
026	04512-50100	WASHER SPRING	2				0	0
028	02118-50100	NUT	2				0.005	0.011
030	67111-51150	BOLT REAMER	4				0.04	0.088
040	04512-50140	WASHER SPRING	4				0	0
050	01123-51230	BOLT	6				0.04	0.088
060	01153-51225	BOLT	2				0.032	0.0704
070	04013-50120	WASHER PLAIN	2				0	0
080	04512-50120	WASHER SPRING	2				0	0
090	32701-51200	BOLT	2				0.03	0.066
095	01123-50845	BOLT	4				0.02	0.044
100	01518-50840	STUD	1				0.017	0.0374
110	99999-99999	BLANK	0				0	0
120	01123-50835	BOLT	8				0.02	0.044
130	04512-50100	WASHER SPRING	2				0	0
140	04512-50080	WASHER SPRING	1				0.001	0.0022
150	02114-50080	NUT	11				0.005	0.011
160	67111-51190	SEAL DUST	1				0.018	0.0396
170	34150-29390	CLAMP CORD	2				0.004	0.0088
180	06331-35016	PLUG	1				0.04	0.088
190	04717-01600	WASHER WITH RUBBER	1				0.003	0.0066
200	67800-51192	COVER TIMING HOLE	1				0.01	0.022
210	66301-51210	CAP	1				0.065	0.143
220	66301-51220	CAP	1				0.02	0.044
230	32701-51230	COVER	1				0.3	0.66
240	01123-50818	BOLT	4				0.012	0.0264
250	01123-50814	BOLT	2				0	0

TRANSMISSION CASE

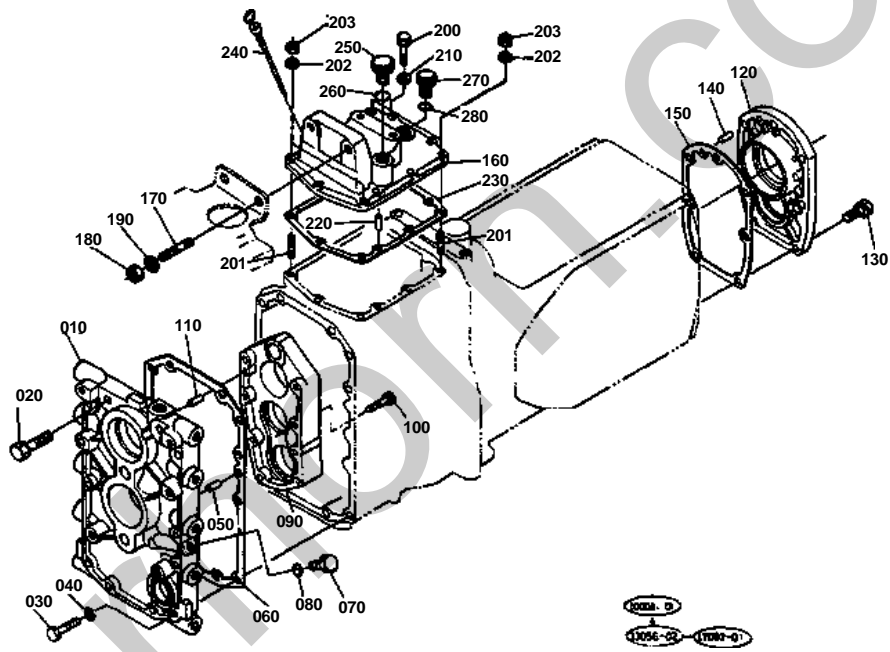


**TRANSMISSION CASE**

↔ Interchangeable; ≠ not interchangeable; ← new for old; → old for new

REF.No	Part No.	Description	Q'ty	S.No.	I/C	REMARKS	Weight (kgf)	Weight (lb)
010	67111-11114	CASE TRANSMISSION	1				5	11
020	02176-50100	NUT	10				0.005	0.011
030	04512-50100	WASHER SPRING	10				0	0
040	13816-67580	CLAMP CORD	1	<=50452			0.004	0.0088
040	13824-67580	CLAMP CORD	1	>=50453	↔		0.006	0.0132
050	01123-50816	BOLT	1				0.011	0.0242
060	67111-11120	CASE DIFF.GEAR	1				10.2	22.44
070	01554-51040	STUD	10				0.029	0.0638
080	01123-51050	BOLT	2				0.035	0.077
090	05012-00818	PIN STRAIGHT	2				0.008	0.0176
100	01554-51030	STUD	8				0.02	0.044
101	04512-50100	WASHER SPRING	4				0	0
102	02118-50100	NUT	4				0.005	0.011
110	01554-51040	STUD	2				0.029	0.0638
120	06311-75012	PLUG	2				0.002	0.0044
130	06314-60060	PLUG OIL FILLER	1				0.029	0.0638
140	04811-00260	RING	1				0.001	0.0022
150	06331-35016	PLUG	2				0.04	0.088
160	04717-01600	WASHER WITH RUBBER	2				0.003	0.0066
170	67111-11130	GASKET	1				0	0
180	67211-11140	PLUG BLIND	4				0.001	0.0022
190	67800-11413	RETAINER BEARING	1				2.6	5.72
200	67800-11432	STUD	1				0.06	0.132
210	02114-50080	NUT	1				0.005	0.011
220	04512-50080	WASHER SPRING	1				0.001	0.0022
230	01123-50825	BOLT	3				0.013	0.0286
240	01123-50840	BOLT	2				0.018	0.0396
250	67111-11420	PIN KNOCK	2				0.005	0.011
260	66361-11510	HOLDER BEARING	1				0.14	0.308
270	01123-50820	BOLT	4				0.011	0.0242
280	67111-11540	SHIM	1				0.003	0.0066

TRANSMISSION CASE COVER

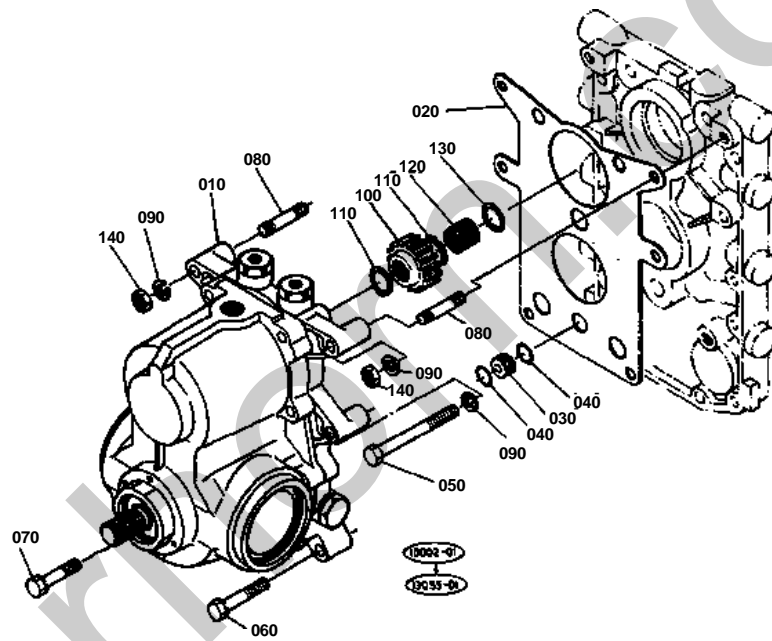




TRANSMISSION CASE COVER

↔ Interchangeable; ≠ not interchangeable; ← new for old; → old for new

REF.No	Part No.	Description	Q'ty	S.No.	I/C	REMARKS	Weight (kgf)	Weight (lb)
010	66301-12116	COVER FRONT	1				7.5	16.5
020	01123-51250	BOLT	2				0.055	0.121
030	01153-51050	BOLT	10				0.03	0.066
040	04512-50100	WASHER SPRING	10				0	0
050	05012-00818	PIN STRAIGHT	2				0.008	0.0176
060	67111-12130	GASKET	1				0	0
070	66301-12170	PLUG	1				0.023	0.0506
080	04811-06100	RING	1				0.001	0.0022
090	66301-12142	RETAINER BEARING	1				1.87	4.114
100	01123-50835	BOLT	7				0.02	0.044
110	05012-00818	PIN STRAIGHT	2				0.008	0.0176
120	67111-12210	COVER REAR	1				1.67	3.674
130	01123-51035	BOLT	7				0.025	0.055
140	05012-00818	PIN STRAIGHT	1				0.008	0.0176
150	67111-12220	GASKET	1				0	0
160	66301-12410	COVER UPPER FRONT	1				1.74	3.828
170	01555-51220	STUD	2				0.034	0.0748
180	02174-50120	NUT	2				0.01	0.022
190	04512-50120	WASHER SPRING	2				0	0
200	01123-50828	BOLT	5				0.014	0.0308
201	01513-50828	STUD	4				0.013	0.0286
202	04512-50080	WASHER SPRING	4				0.001	0.0022
203	02114-50080	NUT	4				0.005	0.011
210	04013-50080	WASHER PLAIN	2				0	0
220	05012-00818	PIN STRAIGHT	2				0.008	0.0176
230	67111-12420	GASKET	1				0	0
240	67111-12430	GAUGE OIL	1				0.018	0.0396
250	06314-60040	PLUG OIL FILLER	1				0.016	0.0352
260	04811-00200	RING	1				0.001	0.0022
270	06314-60030	PLUG OIL FILLER	1				0.009	0.0198
280	04811-00150	RING	1				0.001	0.0022

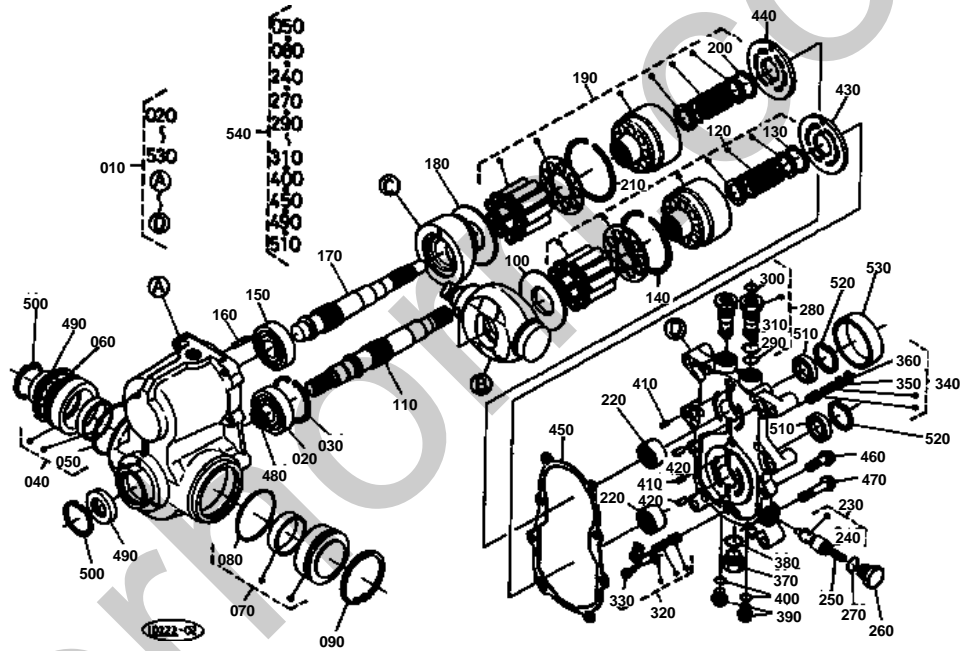




HST

↔ Interchangeable; ≠ not interchangeable; ← new for old; → old for new

REF.No	Part No.	Description	Q'ty	S.No.	I/C	REMARKS	Weight (kgf)	Weight (lb)
010	66363-11600	ASSY HST	1			REFER TO L. No. 0C14-L0 FOR COMPONENTS.	18	39.6
020	66301-12150	GASKET	1				0	0
030	66301-12160	PIN	1				0.02	0.044
040	04811-00140	RING	2				0.001	0.0022
050	01153-51001	BOLT	2				0.06	0.132
060	01123-51055	BOLT	1				0.038	0.0836
070	01123-51045	BOLT	1				0.032	0.0704
080	01554-51050	STUD	2				0.034	0.0748
090	04512-50100	WASHER SPRING	6				0	0
100	66301-11712	GEAR	1		17T		0.2	0.44
110	04612-00200	CIR-CLIP EXTERNAL	2				0.001	0.0022
120	66301-11750	BEARING NEEDLE	1				0.035	0.077
130	66301-11770	CIR-CLIP	1				0.001	0.0022
140	02118-50100	NUT	2				0.005	0.011





HST [COMPONENT PARTS]

↔ Interchangeable; ≠ not interchangeable; ← new for old; → old for new

REF.No	Part No.	Description	Q'ty	S.No.	I/C	REMARKS	Weight (kgf)	Weight (lb)
010	66363-11600	ASSY HST	1				18	39.6
020	08101-06305	BEARING BALL	1				0.23	0.506
030	04611-00620	CIR-CLIP INTERNAL	1				0.011	0.0242
040	66363-83300	ASSY COVER A	1				0.32	0.704
050	04811-50650	RING	1				0.002	0.0044
060	04611-00720	CIR-CLIP INTERNAL	1				0.018	0.0396
070	66363-83400	ASSY COVER B	1				0.3	0.66
080	04811-50650	RING	1				0.002	0.0044
090	04611-00720	CIR-CLIP INTERNAL	1				0.018	0.0396
100	66363-39150	PLATE THRUST	1				0.13	0.286
110	66363-39310	SHAFT(P)	1				0.88	1.936
120	66363-83100	ASSY BLOCK CYL.(P)	1				1.76	3.872
130	04611-00350	CIR-CLIP INTERNAL	1				0.003	0.0066
140	66363-39270	RING SNAP	1				0.02	0.044
150	08101-06305	BEARING BALL	1				0.23	0.506
160	05012-00820	PIN STRAIGHT	1	<=51559			0.008	0.0176
160	05411-00822	PIN SPRING	1	>=51560	↔		0.005	0.011
170	66363-39320	SHAFT(M)	1				0.78	1.716
180	66363-39150	PLATE THRUST	1				0.13	0.286
190	66363-83200	ASSY BLOCK CYL.(M)	1				1.76	3.872
200	04611-00350	CIR-CLIP INTERNAL	1				0.003	0.0066
210	66363-39270	RING SNAP	1				0.02	0.044
220	08812-53320	BEARING NEEDLE	2				0.04	0.088
230	66363-83802	ASSY VALVE RELIEF	2				0.06	0.132
240	04810-00050	RING	2				0.001	0.0022
250	66363-39520	SPRING	2				0.001	0.0022
260	66363-39593	PLUG	2	<=51559			0.06	0.132
260	66415-39590	PLUG	2	>=51560	↔		0.03	0.066
270	04811-00180	RING	2				0.001	0.0022
280	66363-83600	ASSY VALVE NEUTRAL	2				0.1	0.22
290	04810-00120	RING	2				0.001	0.0022
300	04810-00100	RING	2				0.001	0.0022
310	04811-00180	RING	2				0.001	0.0022
320	66363-83700	ASSY VALVE RELIEF	1				0.033	0.0726
330	01311-10610	BOLT	2				0.004	0.0088
340	66363-84400	ASSY VALVE RELIEF	1				0.013	0.0286
350	04013-50080	WASHER PLAIN	1				0	0
360	04611-00180	CIR-CLIP INTERNAL	1				0.001	0.0022
370	06311-25030	PLUG	1				0.051	0.1122
380	04811-00140	RING	1				0.001	0.0022
390	06311-25020	PLUG	2				0.032	0.0704
400	04810-00110	RING	2				0.001	0.0022
410	05012-00414	PIN STRAIGHT	2	<=51559			0.002	0.0044
410	05411-00416	PIN SPRING	2	>=51560	↔		0.001	0.0022
420	05012-00616	PIN STRAIGHT	2				0.004	0.0088
430	66363-39910	PLATE VALVE(P)	1				0.14	0.308
440	66363-39920	PLATE VALVE(M)	1				0.14	0.308
450	66363-39550	GASKET	1				0.005	0.011
460	01754-51035	BOLT FLANGE	4				0.03	0.066
470	01754-51045	BOLT FLANGE	4				0.04	0.088
480	04612-00250	CIR-CLIP EXTERNAL	1				0.002	0.0044
490	66363-39490	SEAL OIL	2				0.02	0.044
500	04611-00450	CIR-CLIP INTERNAL	2				0.01	0.022
510	66363-39560	SEAL OIL	2				0.01	0.022
520	04611-00350	CIR-CLIP INTERNAL	2				0.003	0.0066

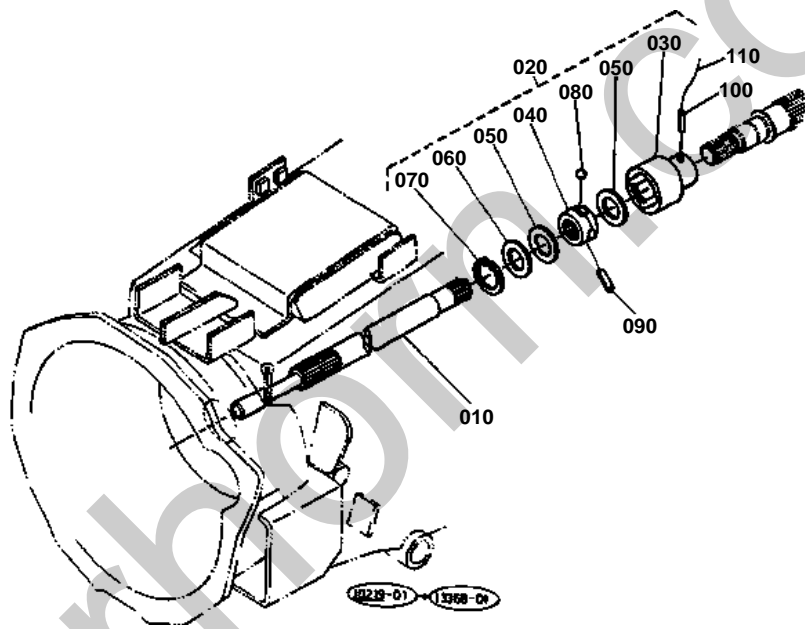


HST [COMPONENT PARTS]

↔ Interchangeable; ≠ not interchangeable; ← new for old; → old for new

REF.No	Part No.	Description	Q'ty	S.No.	I/C	REMARKS	Weight (kgf)	Weight (lb)
530	66363-39950	COLLAR	1				0.1	0.22
540	66363-84900	KIT SEAL	1				0.1	0.22

PROPELLER SHAFT



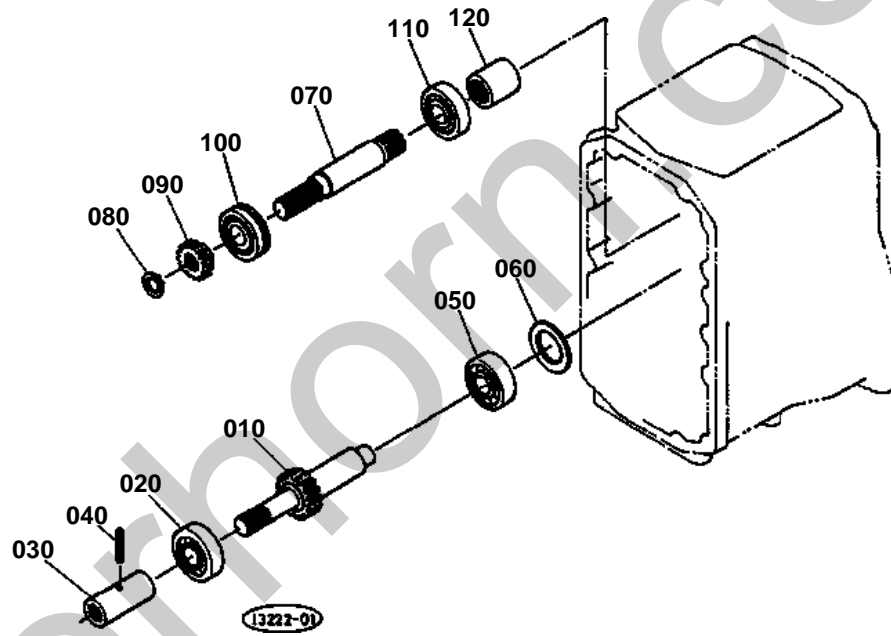


PROPELLER SHAFT

↔ Interchangeable; ≠ not interchangeable; ← new for old; → old for new

REF.No	Part No.	Description	Q'ty	S.No.	I/C	REMARKS	Weight (kgf)	Weight (lb)
010	66301-13610	SHAFT PROPELLER	1				1.02	2.244
020	67111-13700	ASSY JOINT BALL	1				0.325	0.715
030	67111-13710	COUPLING BALL OUTER	1				0.225	0.495
040	67111-13720	COUPLING BALL INNER	1				0.075	0.165
050	67111-13730	GASKET BALL JOINT	2				0.002	0.0044
060	67111-13740	SUPPORT GASKET	1				0.004	0.0088
070	04611-00350	CIR-CLIP INTERNAL	1				0.003	0.0066
080	07715-00803	BALL	4				0.004	0.0088
090	05411-00632	PIN SPRING	1				0.004	0.0088
100	05411-00640	PIN SPRING	1				0.006	0.0132
110	99999-99999	WIRE	1			OBTAINED LOCALLY	0	0

1ST SHAFT/2ND SHAFT



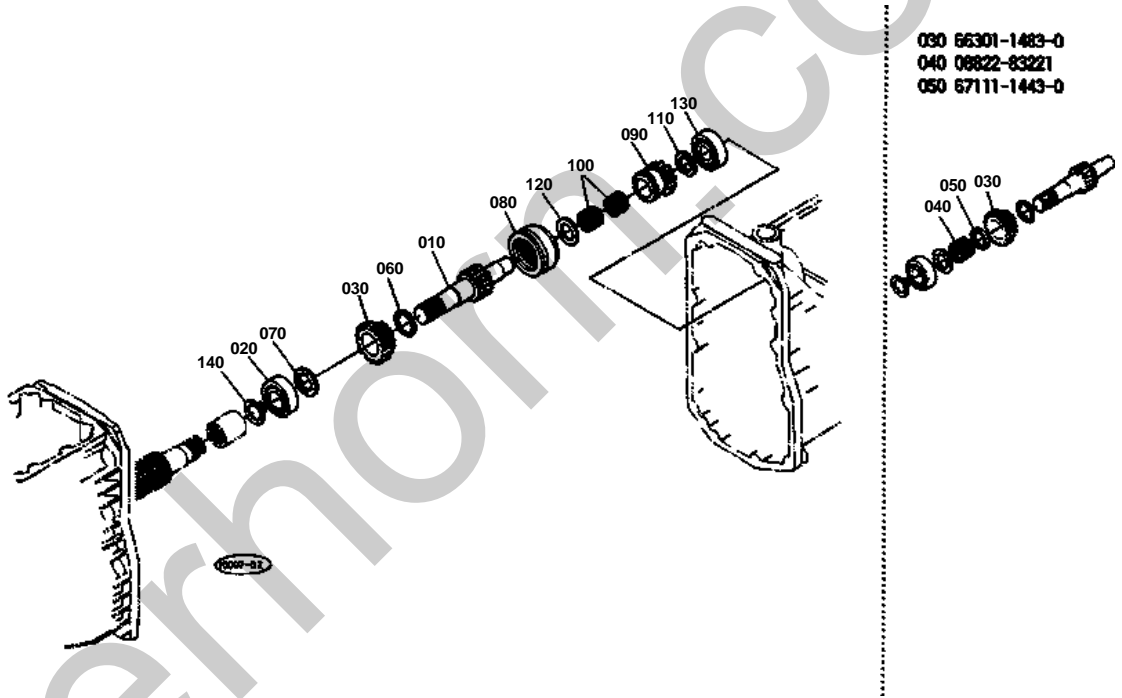


1ST SHAFT/2ND SHAFT

↔ Interchangeable; ≠ not interchangeable; ← new for old; → old for new

REF.No	Part No.	Description	Q'ty	S.No.	I/C	REMARKS	Weight (kgf)	Weight (lb)
010	32701-14110	SHAFT	1			13T	0.8	1.76
020	08101-06304	BEARING BALL	1				0.146	0.3212
030	66301-14170	BOSS SPLINE	1				0.14	0.308
040	05411-00330	PIN SPRING	1				0.001	0.0022
050	67111-14180	BEARING BALL	1				0	0
060	67800-14210	SHIM	3			0.2MM	0.001	0.0022
060	67800-14220	SHIM	3			0.3MM	0.001	0.0022
070	66301-14310	SHAFT	1				0.665	1.463
080	04612-00220	CIR-CLIP EXTERNAL	1				0.001	0.0022
090	66301-14130	GEAR	1			16T	0.2	0.44
100	38280-21690	BEARING BALL	1				0.135	0.297
110	08101-06205	BEARING BALL	1				0.14	0.308
120	67800-14460	BOSS SPLINE	1				0.095	0.209

3RD SHAFT



030 66301-1483-0
040 06822-83221
050 67111-1443-0

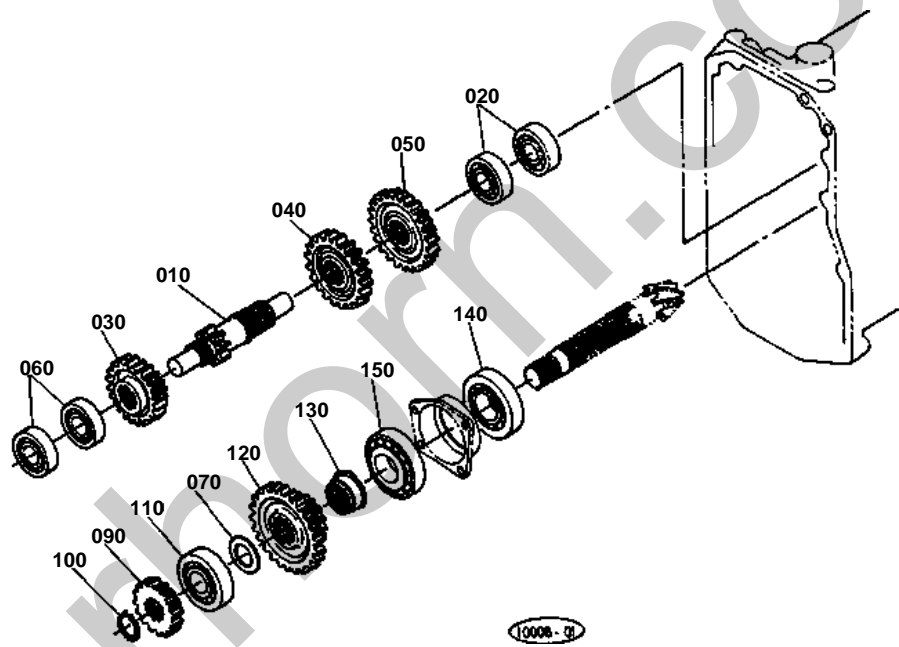


3RD SHAFT

↔ Interchangeable; ≠ not interchangeable; ← new for old; → old for new

REF.No	Part No.	Description	Q'ty	S.No.	I/C	REMARKS	Weight (kgf)	Weight (lb)
010	67800-14810	SHAFT	1				0.795	1.749
020	67121-56760	BEARING BALL	1				0	0
030	66301-14830	GEAR	1	≤51666		18T	0.25	0.55
030	66301-14833	GEAR	1	≥51667	≠	18T	0.27	0.594
040	08822-83221	BEARING NEEDLE	1	≤51666			0.02	0.044
050	67111-14430	COLLAR	1	≤51666			0.006	0.0132
060	67111-14370	COLLAR	1				0.007	0.0154
070	67111-14450	COLLAR	1				0.01	0.022
080	67800-15140	SHIFTER	1				0.37	0.814
090	66301-15170	GEAR	1			12T	0.195	0.429
100	08822-22720	BEARING NEEDLE	2				0.025	0.055
110	67800-14890	COLLAR	1				0.005	0.011
120	67111-15110	COLLAR	1				0.01	0.022
130	67111-14180	BEARING BALL	1				0	0
140	04612-00250	CIR-CLIP EXTERNAL	1				0.002	0.0044

4TH SHAFT



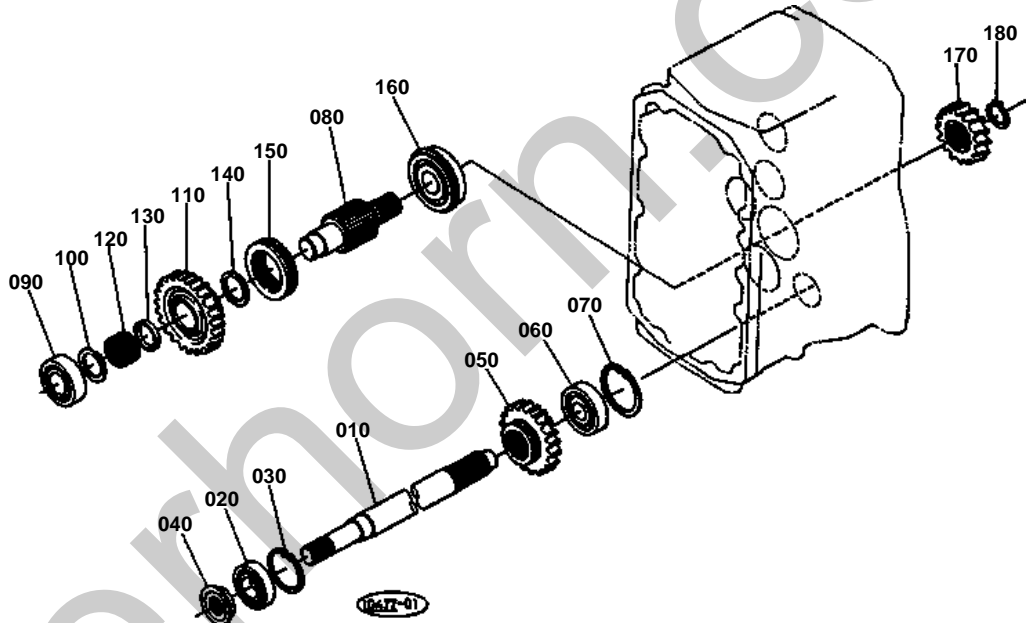


4TH SHAFT

↔ Interchangeable; ≠ not interchangeable; ← new for old; → old for new

REF.No	Part No.	Description	Q'ty	S.No.	I/C	REMARKS	Weight (kgf)	Weight (lb)
010	67800-15210	SHAFT	1			11T	0.63	1.386
020	08101-06304	BEARING BALL	2				0.146	0.3212
030	66301-15240	GEAR	1			22T	0.35	0.77
040	66301-15220	GEAR	1			24T	0.39	0.858
050	67111-15234	GEAR	1			27T	0.475	1.045
060	08101-06304	BEARING BALL	2				0.146	0.3212
070	67800-14450	COLLAR	1				0	0
080	99999-99999	BLANK	0				0	0
090	66371-15320	GEAR	1			16T	0.18	0.396
100	04612-00250	CIR-CLIP EXTERNAL	1				0.002	0.0044
110	08101-06305	BEARING BALL	1				0.23	0.506
120	66301-15360	GEAR	1			16-29T	0.63	1.386
130	67111-15372	NUT	1				0	0
140	66361-15380	BEARING TAPER-ROLLER	1				0.29	0.638
150	66361-15390	BEARING TAPER-ROLLER	1				0.23	0.506

FRONT DRIVE SHAFT/6TH SHAFT



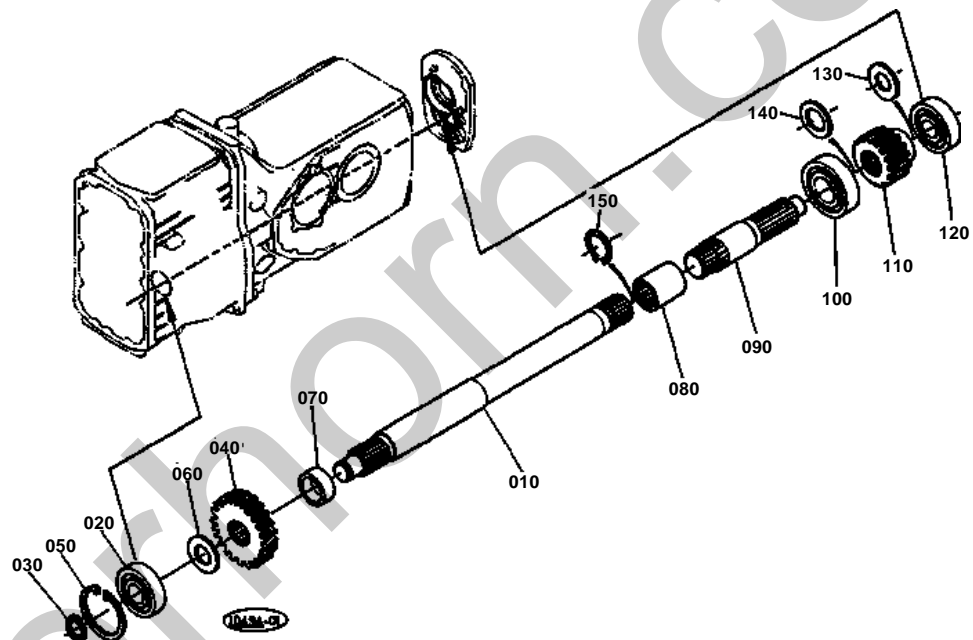


FRONT DRIVE SHAFT/6TH SHAFT

↔ Interchangeable; ≠ not interchangeable; ← new for old; → old for new

REF.No	Part No.	Description	Q'ty	S.No.	I/C	REMARKS	Weight (kgf)	Weight (lb)
010	67810-15610	SHAFT FRONT DRIVE	1				1.2	2.64
020	67910-14230	BEARING BALL	1				0.084	0.1848
030	04611-00470	CIR-CLIP INTERNAL	1				0.006	0.0132
040	66311-15620	SEAL OIL	1				0.01	0.022
050	66371-15630	GEAR	1			27T	0.52	1.144
060	08101-06304	BEARING BALL	1				0.146	0.3212
070	04611-00520	CIR-CLIP INTERNAL	1				0.009	0.0198
080	66301-15710	SHAFT	1				0.91	2.002
090	08101-06205	BEARING BALL	1				0.14	0.308
100	67111-14450	COLLAR	1				0.01	0.022
110	67111-15720	GEAR	1			27T	0.535	1.177
120	08822-83221	BEARING NEEDLE	1				0.02	0.044
130	67111-14430	COLLAR	1				0.006	0.0132
140	67111-14370	COLLAR	1				0.007	0.0154
150	32701-15760	SHIFTER	1				0.2	0.44
160	08151-06305	BEARING BALL	1				0.233	0.5126
170	67111-15840	GEAR	1			19T	0.325	0.715
180	04612-00240	CIR-CLIP EXTERNAL	1				0.002	0.0044

7TH SHAFT



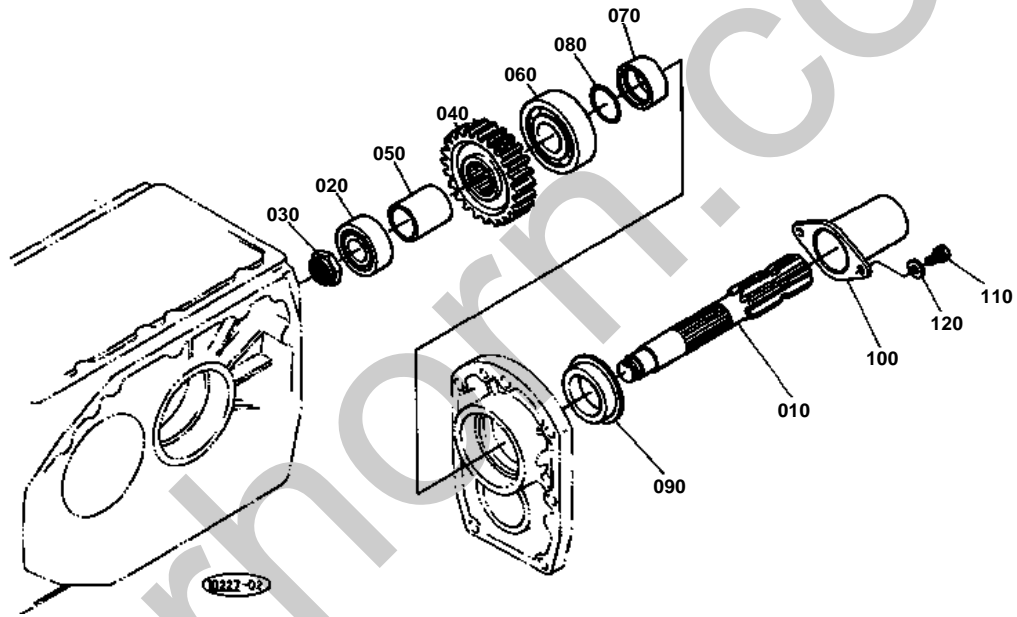


7TH SHAFT

↔ Interchangeable; ≠ not interchangeable; ← new for old; → old for new

REF.No	Part No.	Description	Q'ty	S.No.	I/C	REMARKS	Weight (kgf)	Weight (lb)
010	32701-15910	SHAFT FRONT	1	≤50225			0	0
010	32701-15912	SHAFT FRONT	1	≥50226	←		1.61	3.542
020	08101-06304	BEARING BALL	1				0.146	0.3212
030	04612-00200	CIR-CLIP EXTERNAL	1				0.001	0.0022
040	67111-15930	GEAR	1			23T	0.438	0.9636
050	04611-00520	CIR-CLIP INTERNAL	1				0.009	0.0198
060	67111-14160	COLLAR	1				0.01	0.022
070	67111-15940	COLLAR	1				0.04	0.088
080	67800-14460	BOSS SPLINE	1				0.095	0.209
090	66419-15920	SHAFT REAR	1				0.57	1.254
100	08101-06305	BEARING BALL	1				0.23	0.506
110	67111-15950	GEAR	1			15T	0.34	0.748
120	08101-06304	BEARING BALL	1				0.146	0.3212
130	67111-15980	SHIM	1			0.1MM	0.001	0.0022
130	67111-15990	SHIM	1			0.2MM	0.001	0.0022
140	67111-15960	SHIM	1			0.1MM	0.001	0.0022
140	67111-15970	SHIM	1			0.2MM	0.001	0.0022
140	67800-15950	SHIM	1			0.3MM	0.001	0.0022
140	67800-15960	SHIM	1			0.5MM	0.005	0.011
150	04612-00250	CIR-CLIP EXTERNAL	1				0.002	0.0044

PTO SHAFT



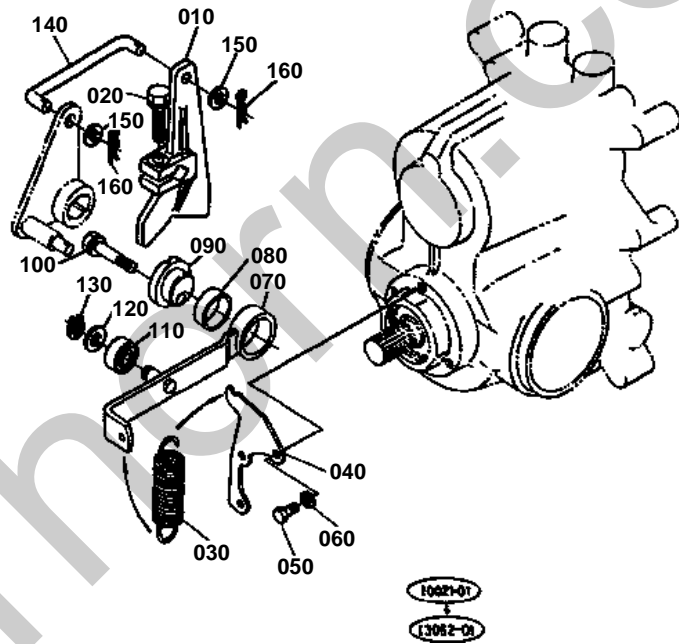


PTO SHAFT

↔ Interchangeable; ≠ not interchangeable; ← new for old; → old for new

REF.No	Part No.	Description	Q'ty	S.No.	I/C	REMARKS	Weight (kgf)	Weight (lb)
010	67800-16510	SHAFT PTO	1				1	2.2
020	08101-06205	BEARING BALL	1				0.14	0.308
030	67111-16520	NUT	1				0.035	0.077
040	67111-16530	GEAR	1			28T	0.72	1.584
050	67111-16540	COLLAR	1				0.01	0.022
060	08101-06306	BEARING BALL	1				0.335	0.737
070	67111-16560	COLLAR	1				0.06	0.132
080	04811-00300	RING	1				0.002	0.0044
090	67111-16570	SEAL OIL	1				0.04	0.088
100	67111-61510	COVER PTO	1				0.035	0.077
110	01202-50612	BOLT	2				0.005	0.011
120	04013-50060	WASHER PLAIN	2				0	0

NEUTRAL HOLDER



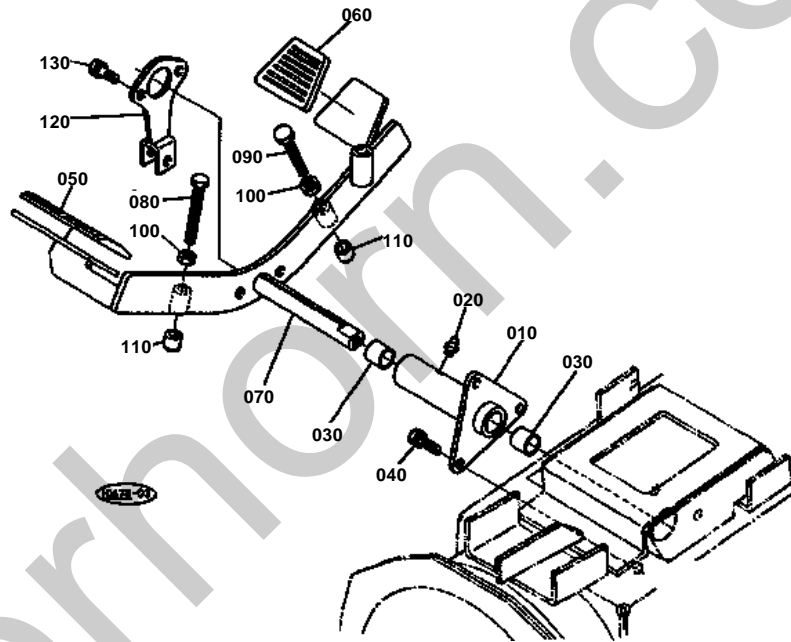


NEUTRAL HOLDER

↔ Interchangeable; ≠ not interchangeable; ← new for old; → old for new

REF.No	Part No.	Description	Q'ty	S.No.	I/C	REMARKS	Weight (kgf)	Weight (lb)
010	66301-43310	HOLDER NEUTRAL	1				0.382	0.8404
020	01123-50832	BOLT	1				0.016	0.0352
030	66361-43350	SPRING	1				0.08	0.176
040	66301-43330	HOLDER SPRING	1				0.06	0.132
050	01053-50512	BOLT	3				0.002	0.0044
060	04512-50050	WASHER SPRING	3				0	0
070	66301-43340	ARM NEUTRAL HOLDER	1				0.16	0.352
080	66204-43572	BUSH	1				0.003	0.0066
090	66204-43352	SHAFT HOLDER	1				0.072	0.1584
100	01123-50832	BOLT	1				0.016	0.0352
110	08121-06000	BEARING BALL	1				0.02	0.044
120	04011-50100	WASHER PLAIN	1				0.002	0.0044
130	04612-00100	CIR-CLIP EXTERNAL	1				0.001	0.0022
140	66301-43360	ROD SPEED CHANGE	1				0.05	0.11
150	04012-50080	WASHER PLAIN	2				0.001	0.0022
160	05515-50800	PIN SNAP	2				0	0

SPEED CONTROL PEDAL



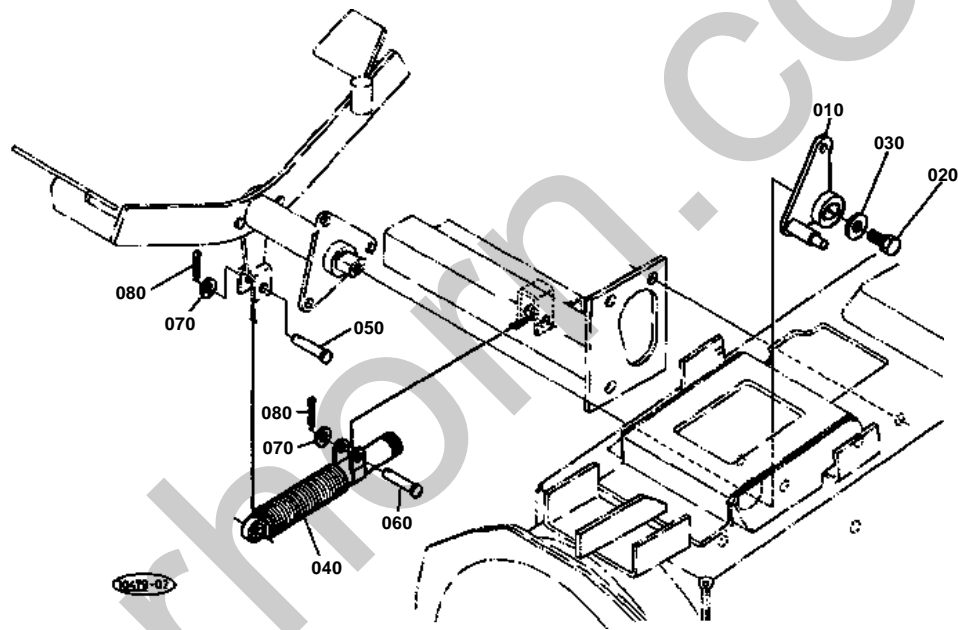


SPEED CONTROL PEDAL

↔ Interchangeable; ≠ not interchangeable; ← new for old; → old for new

REF.No	Part No.	Description	Q'ty	S.No.	I/C	REMARKS	Weight (kgf)	Weight (lb)
010	66301-43370	HOLDER PEDAL	1				0.5	1.1
020	67211-42940	NIPPLE GREASE	1				0.001	0.0022
030	08511-01815	BUSH	2				0.007	0.0154
040	01123-50820	BOLT	3				0.011	0.0242
050	66204-43390	COVER PEDAL FRONT	1				0.06	0.132
060	66204-43410	COVER PEDAL REAR	1				0.06	0.132
070	32701-43380	PEDAL SPEED CHANGE	1				1.32	2.904
080	01152-50860	BOLT	1				0	0
090	01152-50850	BOLT	1				0.02	0.044
100	02114-50080	NUT	2				0.005	0.011
110	66301-43390	CUSHION	2				0.002	0.0044
120	66301-43410	BRACKET DAMPER	1				0.12	0.264
130	01123-50816	BOLT	2				0.011	0.0242

SPEED CHANGE PLATE



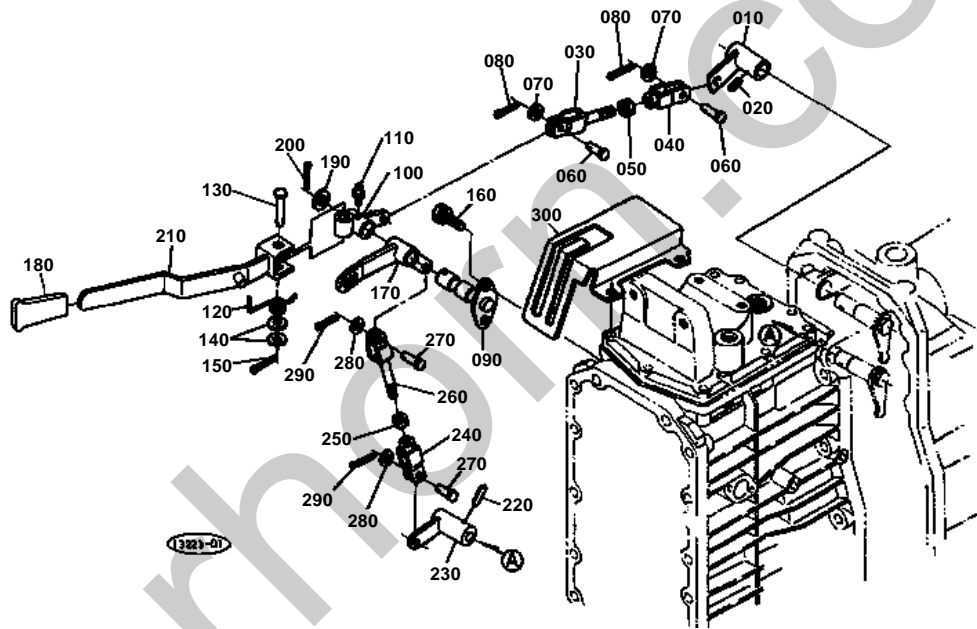


SPEED CHANGE PLATE

↔ Interchangeable; ≠ not interchangeable; ← new for old; → old for new

REF.No	Part No.	Description	Q'ty	S.No.	I/C	REMARKS	Weight (kgf)	Weight (lb)
010	66301-43420	PLATE SPEED CHANGE	1				0.2	0.44
020	01123-50818	BOLT	1				0.012	0.0264
030	66301-43430	WASHER PLAIN	1				0.016	0.0352
040	66301-43710	DAMPER LEVER	1				0.27	0.594
050	05122-50830	PIN JOINT	1				0.014	0.0308
060	05122-50835	PIN JOINT	1				0.015	0.033
070	04012-50080	WASHER PLAIN	2				0.001	0.0022
080	05511-50215	PIN SPLIT	2				0.001	0.0022

HI-LO GEAR SHIFT LEVER



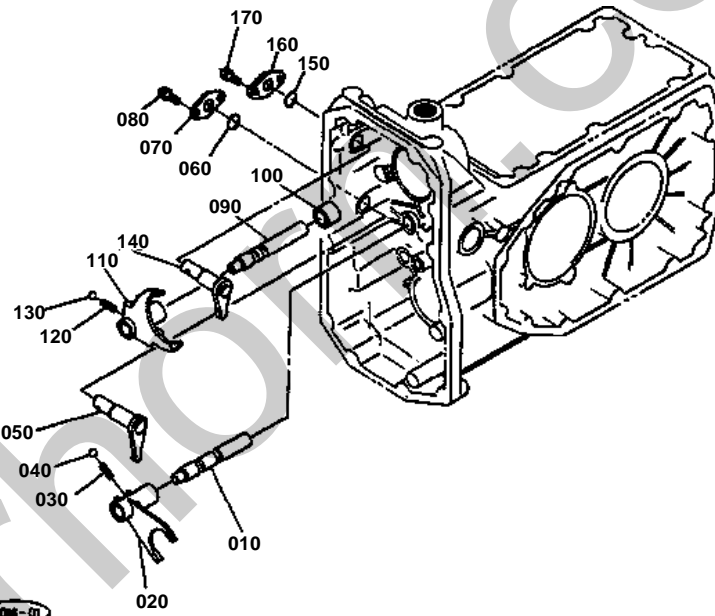


HI-LO GEAR SHIFT LEVER

↔ Interchangeable; ≠ not interchangeable; ← new for old; → old for new

REF.No	Part No.	Description	Q'ty	S.No.	I/C	REMARKS	Weight (kgf)	Weight (lb)
010	67800-42310	BOSS LEVER	1				0.073	0.1606
020	05411-00632	PIN SPRING	1				0.004	0.0088
030	67800-42380	ROD HI-LO SHIFT	1				0.05	0.11
040	67800-42390	JOINT	1				0.025	0.055
050	02112-50080	NUT	1				0.003	0.0066
060	05122-50614	PIN JOINT	2				0.004	0.0088
070	04013-50060	WASHER PLAIN	2				0	0
080	05511-51612	PIN SPLIT	2				0.001	0.0022
090	67800-42340	FULCRUM LEVER	1				0.115	0.253
100	66301-42350	BOSS LEVER	1				0.11	0.242
110	67211-42940	NIPPLE GREASE	1				0.001	0.0022
120	67800-42363	SPRING	1				0.01	0.022
130	05122-51050	PIN JOINT	1				0.032	0.0704
140	04011-50100	WASHER PLAIN	2				0.002	0.0044
150	05511-50320	PIN SPLIT	1				0.002	0.0044
160	01123-50820	BOLT	2				0.011	0.0242
170	66301-42370	LEVER HI-LO SHIFT	1				0.15	0.33
180	67800-42110	GRIP LEVER	1				0.02	0.044
190	04011-50140	WASHER PLAIN	1				0.007	0.0154
200	05511-50425	PIN SPLIT	1				0.003	0.0066
210	66301-42450	LEVER HI-LO SHIFT	1				0.2	0.44
220	05411-00632	PIN SPRING	1				0.004	0.0088
230	66301-42460	BOSS LEVER	1				0.105	0.231
240	67800-42390	JOINT	1				0.025	0.055
250	02112-50080	NUT	1				0.003	0.0066
260	66301-42470	ROD HI-LO SHIFT	1				0.04	0.088
270	05122-50614	PIN JOINT	2				0.004	0.0088
280	04013-50060	WASHER PLAIN	2				0	0
290	05511-51612	PIN SPLIT	2				0.001	0.0022
300	66301-42494	GUIDE GEAR SHIFT	1				0.42	0.924

HI-LO GEAR SHIFT FORK



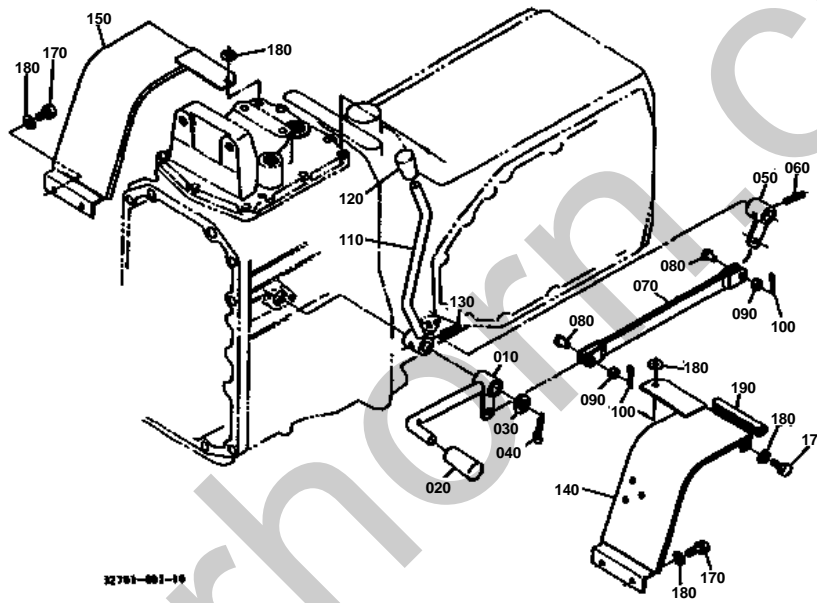


HI-LO GEAR SHIFT FORK

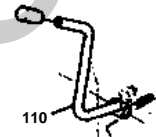
↔ Interchangeable; ≠ not interchangeable; ← new for old; → old for new

REF.No	Part No.	Description	Q'ty	S.No.	I/C	REMARKS	Weight (kgf)	Weight (lb)
010	67111-18310	SHAFT HI-LO FORK	1				0.125	0.275
020	67111-18320	FORK HI-LO SHIFT	1				0.195	0.429
030	62231-18530	SPRING	1				0.01	0.022
040	07715-01605	BALL	1				0.003	0.0066
050	67111-18330	ARM HI-LO SHIFT	1				0.115	0.253
060	04811-00160	RING	1				0.001	0.0022
070	66591-18180	RETAINER FORK ROD	1				0.012	0.0264
080	01202-50616	BOLT	2				0.006	0.0132
090	66301-18360	SHAFT FORK	1				0.125	0.275
100	67800-18390	COLLAR	1				0.03	0.066
110	67111-18370	FORK SHIFT	1				0.235	0.517
120	62231-18530	SPRING	1				0.01	0.022
130	07715-01605	BALL	1				0.003	0.0066
140	67111-18380	ARM LOW SPEED	1				0.11	0.242
150	04811-00160	RING	1				0.001	0.0022
160	67800-18180	RETAINER FORK ROD	1				0.045	0.099
170	01202-50616	BOLT	2				0.006	0.0132

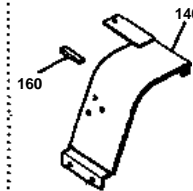
FRONT WHEEL DRIVE LEVER/PTO LEVER



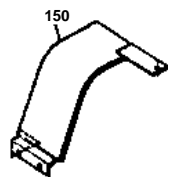
110 67817-4274-0



160 37150-1392-0
140 67801-5232-0



150 66418-5233-0



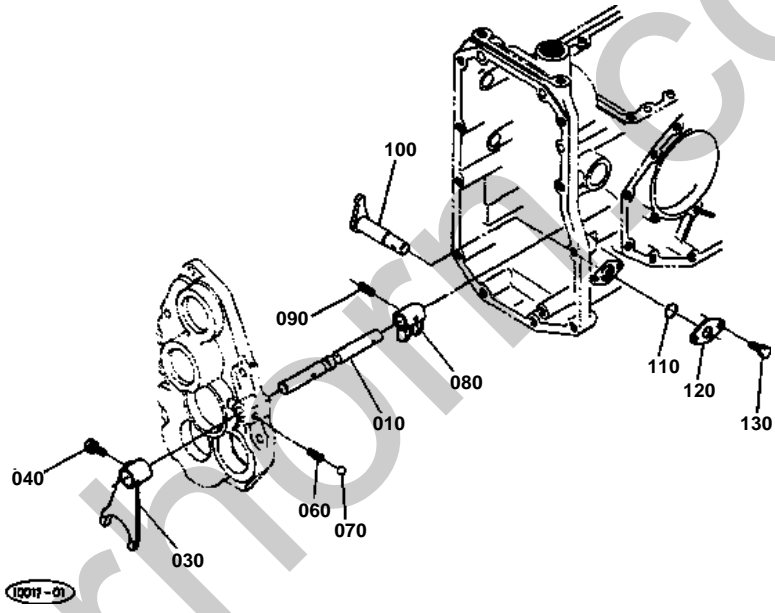


FRONT WHEEL DRIVE LEVER/PTO LEVER

↔ Interchangeable; ≠ not interchangeable; ← new for old; → old for new

REF.No	Part No.	Description	Q'ty	S.No.	I/C	REMARKS	Weight (kgf)	Weight (lb)
010	66311-42610	LEVER FRONT DRIVE	1				0.25	0.55
020	54201-23270	GRIP	1				0.02	0.044
030	04011-50140	WASHER PLAIN	1				0.007	0.0154
040	05511-50425	PIN SPLIT	1				0.003	0.0066
050	67810-42630	BOSS LEVER	1				0.06	0.132
060	05411-00632	PIN SPRING	1				0.004	0.0088
070	67810-42622	LINK	1				0.15	0.33
080	05122-50614	PIN JOINT	2				0.004	0.0088
090	04013-50060	WASHER PLAIN	2				0	0
100	05511-51612	PIN SPLIT	2				0.001	0.0022
110	67817-42740	LEVER PTO SHIFT	1	<=50563			0.3	0.66
110	66361-42740	LEVER PTO SHIFT	1	>=50564	←		0.25	0.55
120	54201-23270	GRIP	1				0.02	0.044
130	05411-00632	PIN SPRING	1				0.004	0.0088
140	67801-52320	COVER S-CHANGE LH	1	<=51247			0	0
140	67801-52326	COVER S-CHANGE LH	1	>=51248	←		0.75	1.65
150	66418-52330	COVER S-CHANGE RH	1	<=51247			0	0
150	66418-52336	COVER S-CHANGE RH	1	>=51248	←		0.95	2.09
160	37150-13920	CUSHION	2	<=50749			0.005	0.011
170	01123-50820	BOLT	6				0.011	0.0242
180	04013-50080	WASHER PLAIN	8				0	0
190	67800-54250	COVER PROTECT	1	>=51771			0.007	0.0154

FRONT DRIVE FORK



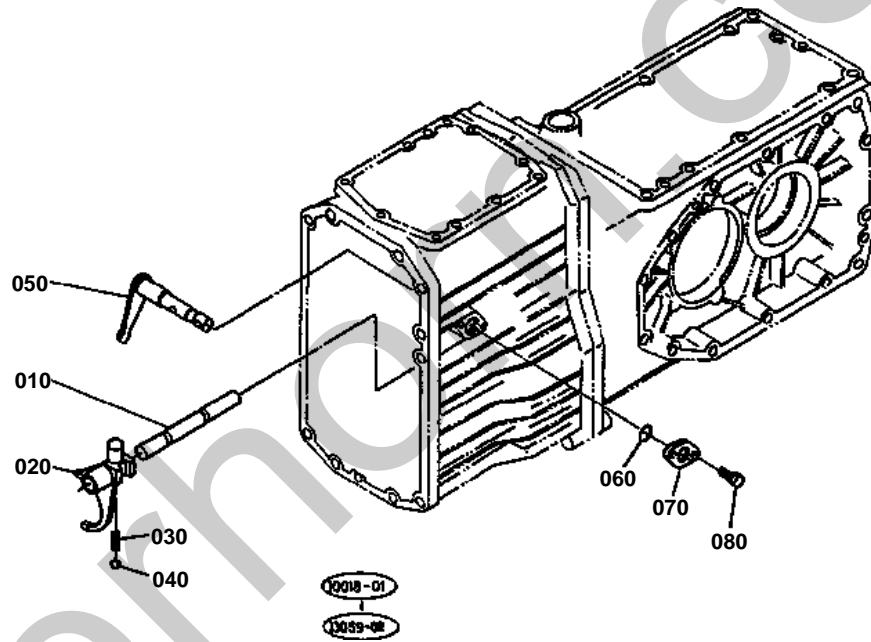


FRONT DRIVE FORK

↔ Interchangeable; ≠ not interchangeable; ← new for old; → old for new

REF.No	Part No.	Description	Q'ty	S.No.	I/C	REMARKS	Weight (kgf)	Weight (lb)
010	67121-18510	SHAFT FORK	1				0.16	0.352
020	99999-99999	BLANK	0				0	0
030	67121-18520	FORK SHIFT	1				0.12	0.264
040	01023-50616	BOLT	1				0.005	0.011
050	99999-99999	BLANK	0				0	0
060	62231-18530	SPRING	1				0.01	0.022
070	07715-01605	BALL	1				0.003	0.0066
080	67121-18530	SHIFTER F.WHEEL DRIV	1				0.08	0.176
090	05411-00422	PIN SPRING	1				0.001	0.0022
100	67121-18540	ARM F.WHEEL DRIVE	1				0.125	0.275
110	04811-00160	RING	1				0.001	0.0022
120	66591-18180	RETAINER FORK ROD	1				0.012	0.0264
130	01202-50616	BOLT	2				0.006	0.0132

PTO FORK SHAFT



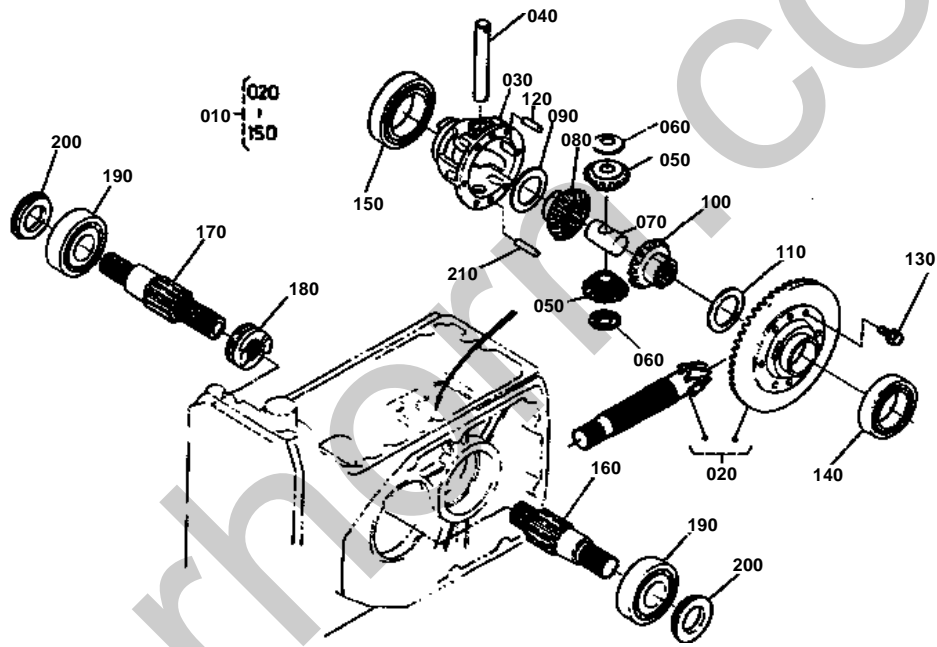


PTO FORK SHAFT

↔ Interchangeable; ≠ not interchangeable; ← new for old; → old for new

REF.No	Part No.	Description	Q'ty	S.No.	I/C	REMARKS	Weight (kgf)	Weight (lb)
010	32701-18610	SHAFT PTO FORK	1				0.13	0.286
020	66301-18620	FORK PTO SHIFT	1				0.21	0.462
030	62231-18530	SPRING	1				0.01	0.022
040	07715-01605	BALL	1				0.003	0.0066
050	67810-18670	ARM PTO SP-CHANGE	1				0.16	0.352
060	04811-00160	RING	1				0.001	0.0022
070	67800-18180	RETAINER FORK ROD	1				0.045	0.099
080	01202-50616	BOLT	2				0.006	0.0132

REAR DIFFERENTIAL



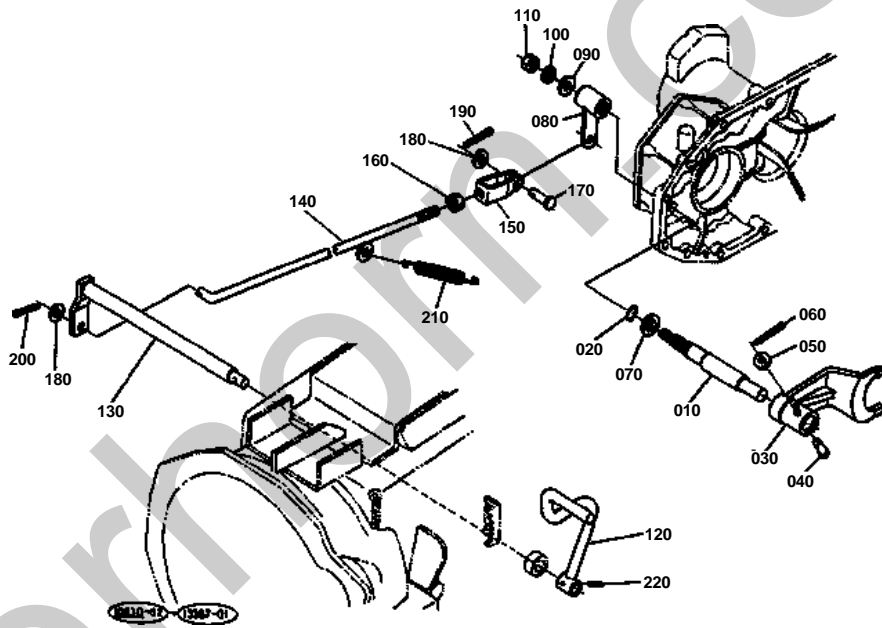


REAR DIFFERENTIAL

↔ Interchangeable; ≠ not interchangeable; ← new for old; → old for new

REF.No	Part No.	Description	Q'ty	S.No.	I/C	REMARKS	Weight (kgf)	Weight (lb)
010	66361-99210	ASSY DIFF REAR	1				6	13.2
020	66361-99110	ASSY GEAR BEVEL REAR	1			6-37T	2.7	5.94
030	67111-16640	CASE DIFFERENTIAL	1				0.8	1.76
040	66021-14920	SHAFT DIFF.PINION	1	<=51742			0.16	0.352
040	66021-14922	SHAFT DIFF.PINION	1	>=51743	≠		0.163	0.3586
050	66021-14930	PINION DIFF.	2			12T	0.17	0.374
060	67111-16670	COLLAR PINION THRUST	2				0.008	0.0176
070	67111-16680	COLLAR THRUST	1				0.13	0.286
080	67111-16720	GEAR DIFF.SIDE	1			15T	0.225	0.495
090	67111-16740	SHIM	1			1.2MM	0.014	0.0308
090	67111-16750	SHIM	1			1.0MM	0.011	0.0242
100	66021-14940	GEAR DIFF.SIDE	1			15T	0.28	0.616
110	66021-14950	SHIM	1			1.2MM	0.01	0.022
110	66021-14960	SHIM	1			1.0MM	0.01	0.022
110	66021-14970	SHIM	1			0.8MM	0.01	0.022
120	67111-16782	PIN STRAIGHT	2	<=51742			0.01	0.022
120	67111-16782	PIN STRAIGHT	1	>=51743			0.01	0.022
130	67810-56680	BOLT UBS	6				0.013	0.0286
140	08101-06010	BEARING BALL	1				0.262	0.5764
150	08101-06012	BEARING BALL	1				0.41	0.902
160	67111-16912	SHAFT DIFF.GEAR LH	1				1.2	2.64
170	67111-16922	SHAFT DIFF.GEAR RH	1				1.3	2.86
180	67111-16930	CLUTCH DIFF.LOCK	1				0.21	0.462
190	08101-06307	BEARING BALL	2				0.44	0.968
200	67111-16940	SEAL OIL	2				0.025	0.055
210	05012-00816	PIN STRAIGHT	1	>=51743			0.007	0.0154

DIFF.LOCK PEDAL

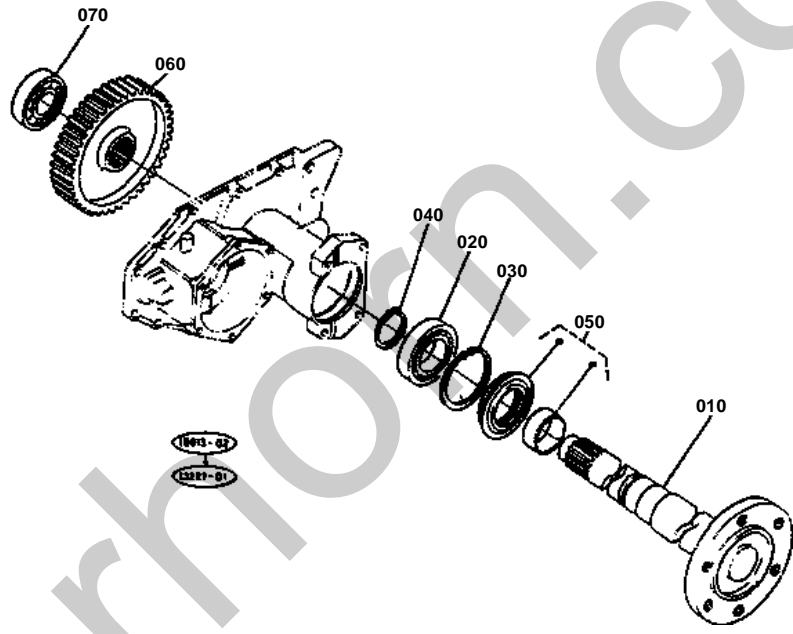


**DIFF.LOCK PEDAL**

↔ Interchangeable; ≠ not interchangeable; ← new for old; → old for new

REF.No	Part No.	Description	Q'ty	S.No.	I/C	REMARKS	Weight (kgf)	Weight (lb)
010	67111-19110	SHAFT DIFF.LOCK FORK	1				0.165	0.363
020	04811-06100	RING	1				0.001	0.0022
030	67111-19130	FORK DIFF.LOCK SHIFT	1				0.38	0.836
040	67111-19140	PIN JOINT	1				0.01	0.022
050	04013-50060	WASHER PLAIN	1				0	0
060	05511-51610	PIN SPLIT	1				0.001	0.0022
070	67111-19160	COLLAR	1				0.005	0.011
080	67111-42810	LEVER DIFF.LOCK	1				0.07	0.154
090	04013-50080	WASHER PLAIN	1				0	0
100	04512-50080	WASHER SPRING	1				0.001	0.0022
110	02114-50080	NUT	1				0.005	0.011
120	66301-44612	PEDAL DIFF.LOCK	1				0.044	0.0968
130	66301-44630	SHAFT DIFF LOCK ARM	1				0.56	1.232
140	66301-44650	ROD DIFF.LOCK	1				0.19	0.418
150	63753-42350	U JOINT	1				0.038	0.0836
160	02112-50080	NUT	1				0.003	0.0066
170	05122-50820	PIN JOINT	1				0.009	0.0198
180	04012-50080	WASHER PLAIN	2				0.001	0.0022
190	05511-50315	PIN SPLIT	1				0.002	0.0044
200	05511-50215	PIN SPLIT	1				0.001	0.0022
210	67111-44670	SPRING	1				0.04	0.088
220	05411-00620	PIN SPRING	1				0.002	0.0044

REAR AXLE



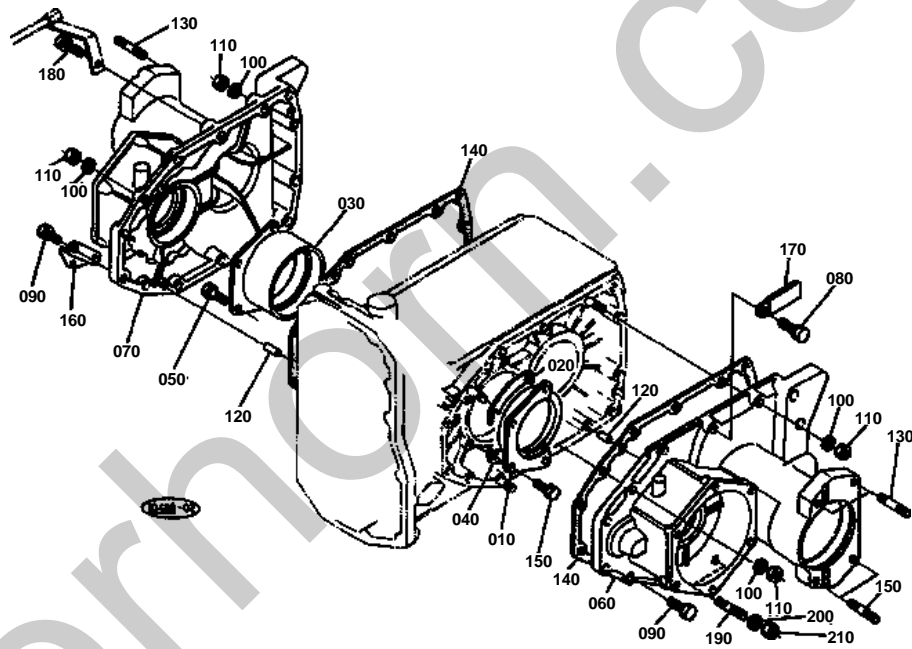


REAR AXLE

↔ Interchangeable; ≠ not interchangeable; ← new for old; → old for new

REF.No	Part No.	Description	Q'ty	S.No.	I/C	REMARKS	Weight (kgf)	Weight (lb)
010	67111-17110	AXLE REAR	2				9.2	20.24
020	08101-06210	BEARING BALL	2				0.45	0.99
030	04611-00900	CIR-CLIP INTERNAL	2				0.031	0.0682
040	04612-00500	CIR-CLIP EXTERNAL	2				0.009	0.0198
050	67111-17130	ASSY SEAL OIL	2				0.166	0.3652
060	67111-17142	GEAR	2			60T	3.3	7.26
070	08101-06307	BEARING BALL	2				0.44	0.968

REAR AXLE CASE

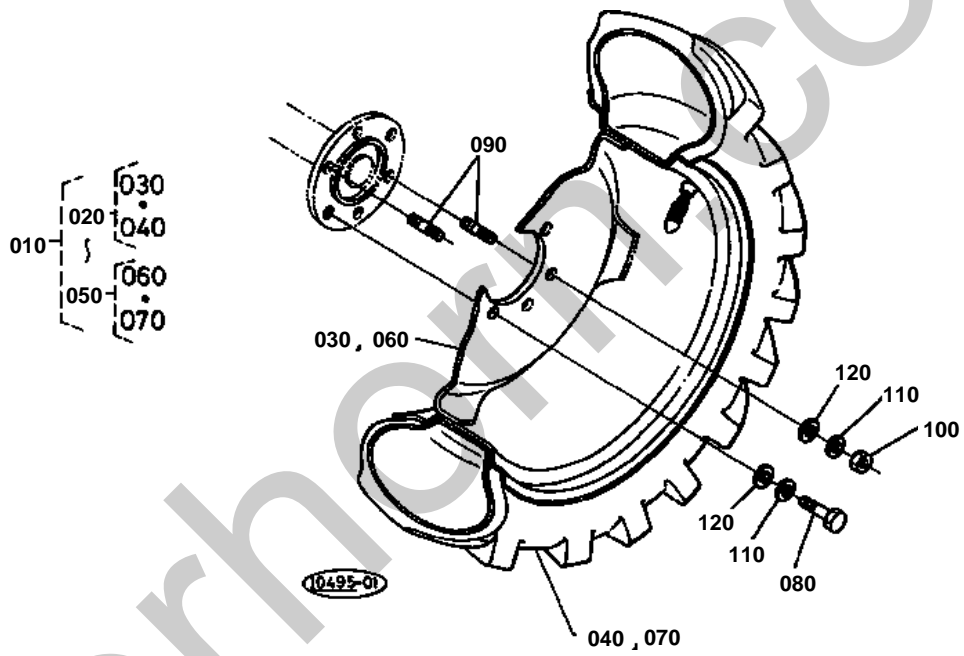




REAR AXLE CASE

↔ Interchangeable; ≠ not interchangeable; ← new for old; → old for new

REF.No	Part No.	Description	Q'ty	S.No.	I/C	REMARKS	Weight (kgf)	Weight (lb)
010	67111-12612	HOLDER DIFF.BRG.LH	1				0.6	1.32
020	67111-12660	SHIM	2			0.2MM	0.001	0.0022
030	67111-12623	HOLDER DIFF.BRG.RH	1				1	2.2
040	67111-12690	SHIM	2			0.2MM	0.002	0.0044
050	01123-50825	BOLT	8				0.013	0.0286
060	67800-12710	CASE AXLE LH	1				16	35.2
070	67800-12720	CASE AXLE RH	1				16	35.2
080	01123-51045	BOLT	3				0.032	0.0704
090	01123-51035	BOLT	8				0.025	0.055
100	04512-50100	WASHER SPRING	4				0	0
110	02118-50100	NUT	4				0.005	0.011
120	05012-00818	PIN STRAIGHT	4				0.008	0.0176
130	66418-12710	STUD	4				0.02	0.044
140	32701-12750	GASKET	2				0.001	0.0022
150	66418-12720	STUD	4				0.04	0.088
160	67111-12780	PLATE SPRING HOOK	1				0.075	0.165
170	37150-34460	CLAMP CORD	2				0.03	0.066
180	01123-51050	BOLT	1				0.035	0.077
190	01554-51040	STUD	2				0.029	0.0638
200	04512-50100	WASHER SPRING	2				0	0
210	02118-50100	NUT	2				0.005	0.011

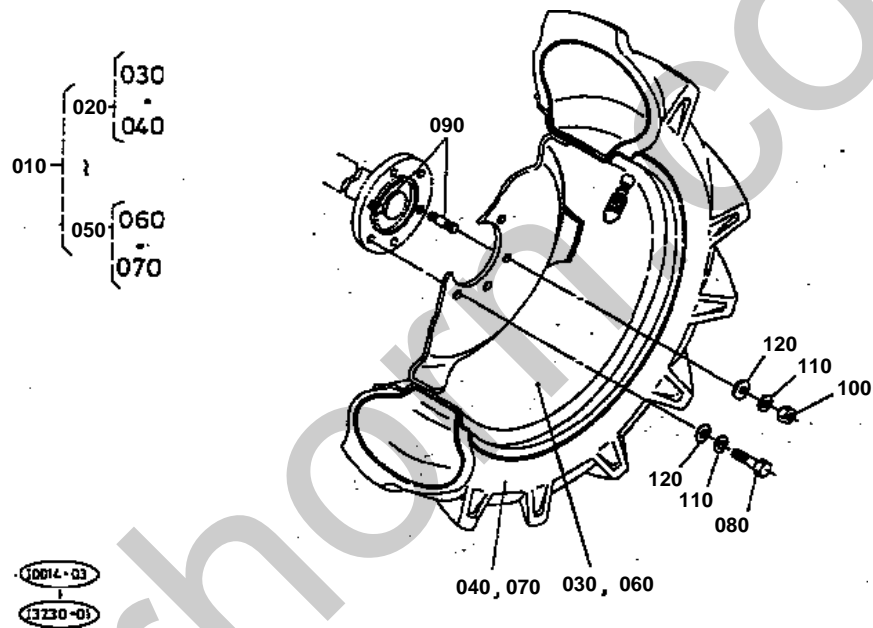




REAR S.S. SURE GRIP TIRE (12.4-16)
OBTAINED LOCALLY (RESERVED BY KTC)

↔ Interchangeable; ≠ not interchangeable; ← new for old; → old for new

REF.No	Part No.	Description	Q'ty	S.No.	I/C	REMARKS	Weight (kgf)	Weight (lb)
010	32701-50010	ASSY TIRE	1			OBTAINED LOCALLY (RESERVED BY KTC)	0	0
020	32701-50110	ASSY TIRE LH	1			OBTAINED LOCALLY (RESERVED BY KTC)	0	0
030	70000-00899	WHEEL	1			OBTAINED LOCALLY (RESERVED BY KTC)	0	0
040	70000-00891	TIRE	1			OBTAINED LOCALLY (RESERVED BY KTC)	0	0
050	32701-50210	ASSY TIRE RH	1			OBTAINED LOCALLY (RESERVED BY KTC)	0	0
060	70000-00899	WHEEL	1			OBTAINED LOCALLY (RESERVED BY KTC)	0	0
070	70000-00891	TIRE	1			OBTAINED LOCALLY (RESERVED BY KTC)	0	0
080	01073-51635	BOLT	8				0.086	0.1892
090	01517-51632	STUD	4				0.076	0.1672
100	02076-50160	NUT	4				0.03	0.066
110	04512-50160	WASHER SPRING	12				0	0
120	04011-50160	WASHER PLAIN	12				0	0



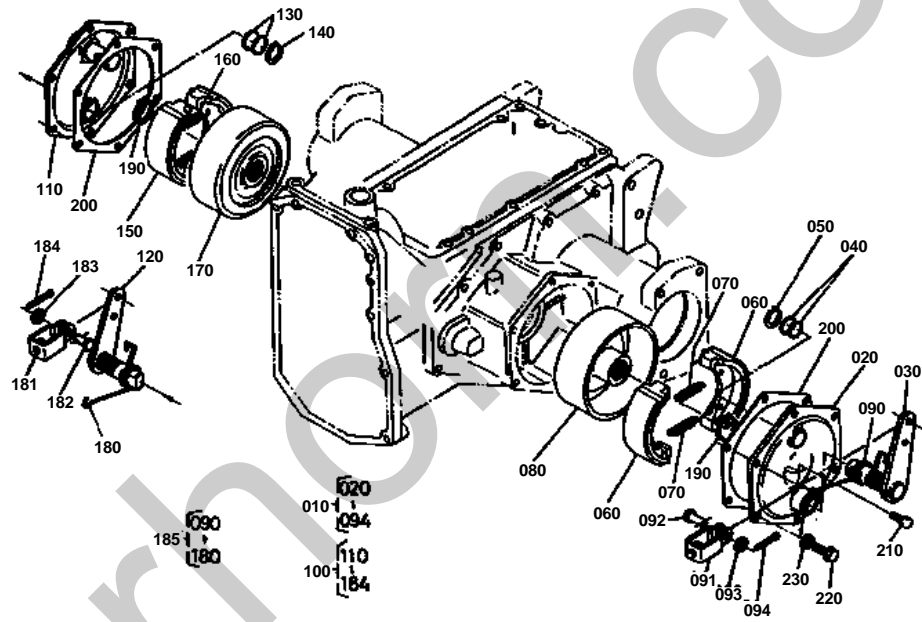


REAR IND.SURE GRIP TIRE (12.4-16) (OPTION)
OBTAINED LOCALLY (RESERVED BY KTC)

↔ Interchangeable; ≠ not interchangeable; ← new for old; → old for new

REF.No	Part No.	Description	Q'ty	S.No.	I/C	REMARKS	Weight (kgf)	Weight (lb)
010	32701-50020	ASSY TIRE	1			OBTAINED LOCALLY (RESERVED BY KTC)	0	0
020	32701-50120	ASSY TIRE LH	1			OBTAINED LOCALLY (RESERVED BY KTC)	0	0
030	70000-00899	WHEEL	1			OBTAINED LOCALLY (RESERVED BY KTC)	0	0
040	70000-00890	TIRE	1			OBTAINED LOCALLY (RESERVED BY KTC)	0	0
050	32701-50220	ASSY TIRE RH	1			OBTAINED LOCALLY (RESERVED BY KTC)	0	0
060	70000-00899	WHEEL	1			OBTAINED LOCALLY (RESERVED BY KTC)	0	0
070	70000-00890	TIRE	1			OBTAINED LOCALLY (RESERVED BY KTC)	0	0
080	01073-51635	BOLT	8				0.086	0.1892
090	01517-51632	STUD	4				0.076	0.1672
100	02076-50160	NUT	4				0.03	0.066
110	04512-50160	WASHER SPRING	12				0	0
120	04011-50160	WASHER PLAIN	12				0	0

BRAKE

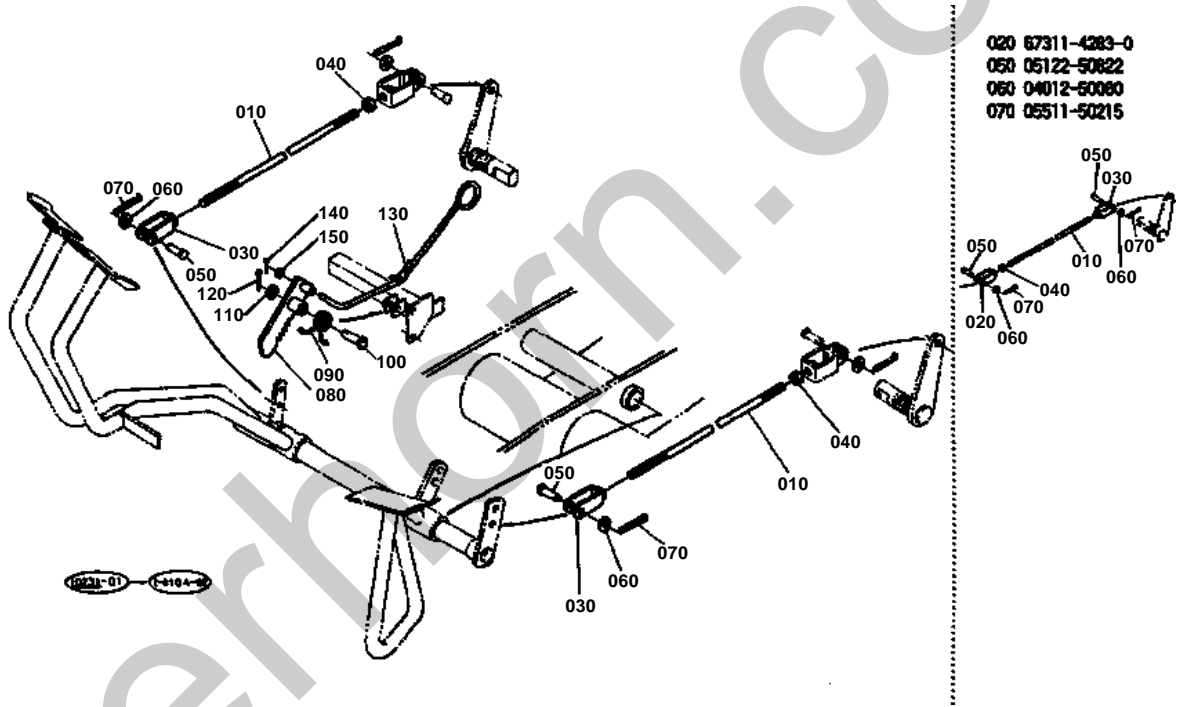


**BRAKE**

↔ Interchangeable; ≠ not interchangeable; ← new for old; → old for new

REF.No	Part No.	Description	Q'ty	S.No.	I/C	REMARKS	Weight (kgf)	Weight (lb)
010	67800-22300	ASSY BRAKE LH	1				3.508	7.7176
020	67800-22310	COVER BRAKE	1				0.92	2.024
030	67111-22320	CAM BRAKE LH	1				0.35	0.77
040	04811-00180	RING	2				0.001	0.0022
050	04612-00220	CIR-CLIP EXTERNAL	1				0.001	0.0022
060	67111-22350	SHOE BRAKE	2				0	0
070	67111-22370	SPRING RETURN	2				0.008	0.0176
080	67800-22380	DRUM BRAKE	1				1.6	3.52
090	67111-22390	SPRING BRAKE RETURN	1				0.035	0.077
091	63753-42350	U JOINT	1	>=50750			0.038	0.0836
092	05122-50820	PIN JOINT	1	>=50750			0.009	0.0198
093	04012-50080	WASHER PLAIN	1	>=50750			0.001	0.0022
094	05511-50215	PIN SPLIT	1	>=50750			0.001	0.0022
100	67800-22400	ASSY BRAKE RH	1				0	0
110	67800-22310	COVER BRAKE	1				0.92	2.024
120	67111-22420	CAM BRAKE RH	1				0.36	0.792
130	04811-00180	RING	2				0.001	0.0022
140	04612-00220	CIR-CLIP EXTERNAL	1				0.001	0.0022
150	67111-22350	SHOE BRAKE	2				0	0
160	67111-22370	SPRING RETURN	2				0.008	0.0176
170	67800-22380	DRUM BRAKE	1				1.6	3.52
180	67111-22490	SPRING BRAKE RETURN	1	>=50750			0.03	0.066
181	63753-42350	U JOINT	1	>=50750			0.038	0.0836
182	05122-50820	PIN JOINT	1	>=50750			0.009	0.0198
183	04012-50080	WASHER PLAIN	1	>=50750			0.001	0.0022
184	05511-50215	PIN SPLIT	1	>=50750			0.001	0.0022
185	67800-99630	ASSY SPRING BRAKE	1				0.06	0.132
190	04612-00300	CIR-CLIP EXTERNAL	2				0.003	0.0066
200	67800-22610	GASKET	2				0	0
210	01123-50816	BOLT	10				0.011	0.0242
220	01123-50820	BOLT	2				0.011	0.0242
230	04013-50080	WASHER PLAIN	2				0	0

BRAKE ROD

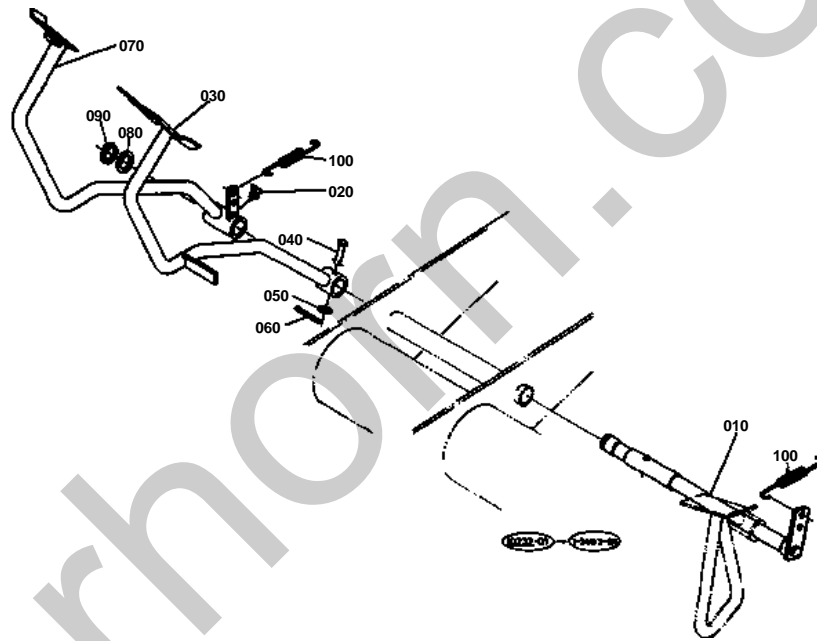


**BRAKE ROD**

↔ Interchangeable; ≠ not interchangeable; ← new for old; → old for new

REF.No	Part No.	Description	Q'ty	S.No.	I/C	REMARKS	Weight (kgf)	Weight (lb)
010	67800-44510	ROD BRAKE	2				0.21	0.462
020	67311-42830	U-JOINT	2	←=50749			0.05	0.11
030	67111-44530	U-JOINT	2				0.048	0.1056
040	02112-50080	NUT	2				0.003	0.0066
050	05122-50822	PIN JOINT	4	←=50749			0.01	0.022
050	05122-50822	PIN JOINT	2	>=50750			0.01	0.022
060	04012-50080	WASHER PLAIN	4	←=50749			0.001	0.0022
060	04012-50080	WASHER PLAIN	2	>=50750			0.001	0.0022
070	05511-50215	PIN SPLIT	4	←=50749			0.001	0.0022
070	05511-50215	PIN SPLIT	2	>=50750			0.001	0.0022
080	66301-44550	LEVER BRAKE LOCK	1				0.115	0.253
090	66301-44560	SPRING BRAKE LOCK	1				0.005	0.011
100	05122-51235	PIN JOINT	1				0.034	0.0748
110	04011-50120	WASHER PLAIN	1				0.005	0.011
120	05511-50425	PIN SPLIT	1				0.003	0.0066
130	32701-44570	ROD PARKING BRAKE	1				0.105	0.231
140	05511-50215	PIN SPLIT	1				0.001	0.0022
150	04013-50060	WASHER PLAIN	1				0	0

BRAKE PEDAL



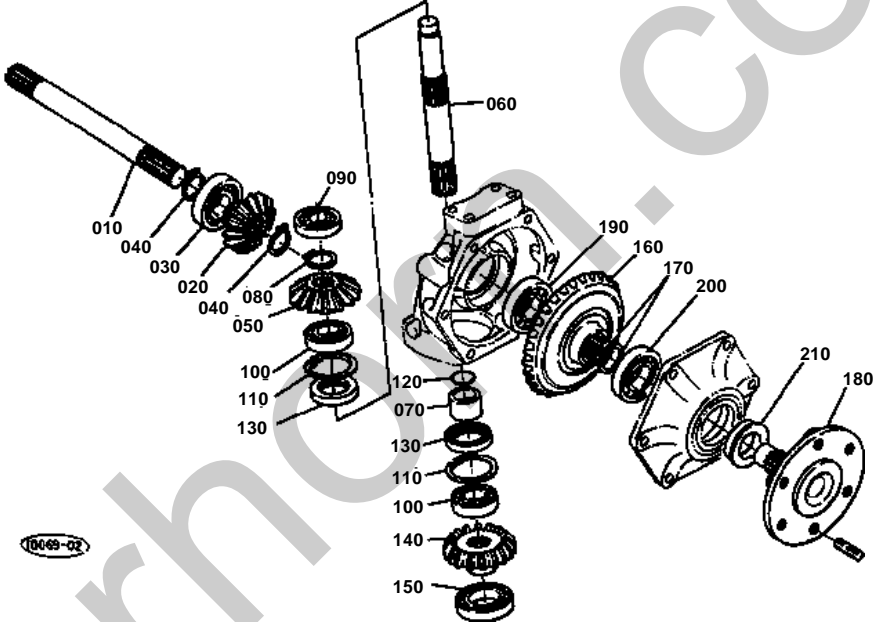


BRAKE PEDAL

↔ Interchangeable; ≠ not interchangeable; ← new for old; → old for new

REF.No	Part No.	Description	Q'ty	S.No.	I/C	REMARKS	Weight (kgf)	Weight (lb)
010	67111-44210	SHAFT BRAKE PEDAL	1				1.56	3.432
020	67111-44250	NIPPLE GREASE	1				0.005	0.011
030	66418-44310	PEDAL BRAKE LH	1				1.8	3.96
040	05122-50840	PIN JOINT	1				0.017	0.0374
050	04012-50080	WASHER PLAIN	1				0.001	0.0022
060	05511-50215	PIN SPLIT	1				0.001	0.0022
070	66418-44320	PEDAL BRAKE RH	1				1.9	4.18
080	66591-43233	COLLAR	1				0.004	0.0088
090	04612-00240	CIR-CLIP EXTERNAL	1				0.002	0.0044
100	67800-44540	SPRING BRAKE RETURN	2				0.045	0.099

BEVEL GEAR SHAFT



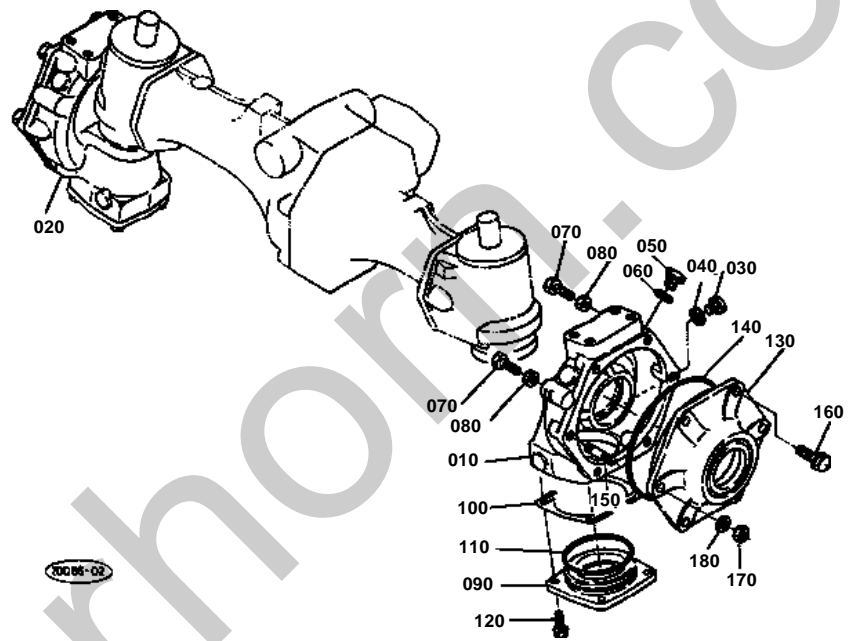


BEVEL GEAR SHAFT

↔ Interchangeable; ≠ not interchangeable; ← new for old; → old for new

REF.No	Part No.	Description	Q'ty	S.No.	I/C	REMARKS	Weight (kgf)	Weight (lb)
010	67521-56710	SHAFT	2				1.13	2.486
020	66371-56650	GEAR BEVEL	2			13T	0.43	0.946
030	08101-06305	BEARING BALL	2				0.23	0.506
040	04612-00250	CIR-CLIP EXTERNAL	4				0.002	0.0044
050	66371-56710	GEAR BEVEL	2			14T	0.42	0.924
060	67521-56720	SHAFT BEVEL GEAR	2				0.715	1.573
070	67121-56730	COLLAR SUPPORT	2				0.075	0.165
080	04612-00250	CIR-CLIP EXTERNAL	2				0.002	0.0044
090	08101-06303	BEARING BALL	2				0.112	0.2464
100	08101-06305	BEARING BALL	4				0.23	0.506
110	04611-00620	CIR-CLIP INTERNAL	4				0.011	0.0242
120	04811-10250	RING	2				0.001	0.0022
130	67521-56740	SEAL OIL	4				0.03	0.066
140	67521-56750	GEAR BEVEL	2			17T	0.665	1.463
150	08101-06007	BEARING BALL	2				0.16	0.352
160	67521-56810	GEAR BEVEL	2			35T	2.4	5.28
170	67156-56820	COLLAR SET	4				0.004	0.0088
180	67121-56833	HUB FRONT WHEEL	2				1.55	3.41
190	08101-06305	BEARING BALL	2				0.23	0.506
200	08101-06206	BEARING BALL	2				0.196	0.4312
210	63733-17150	SEAL OIL	2				0.04	0.088

FRONT AXLE CASE



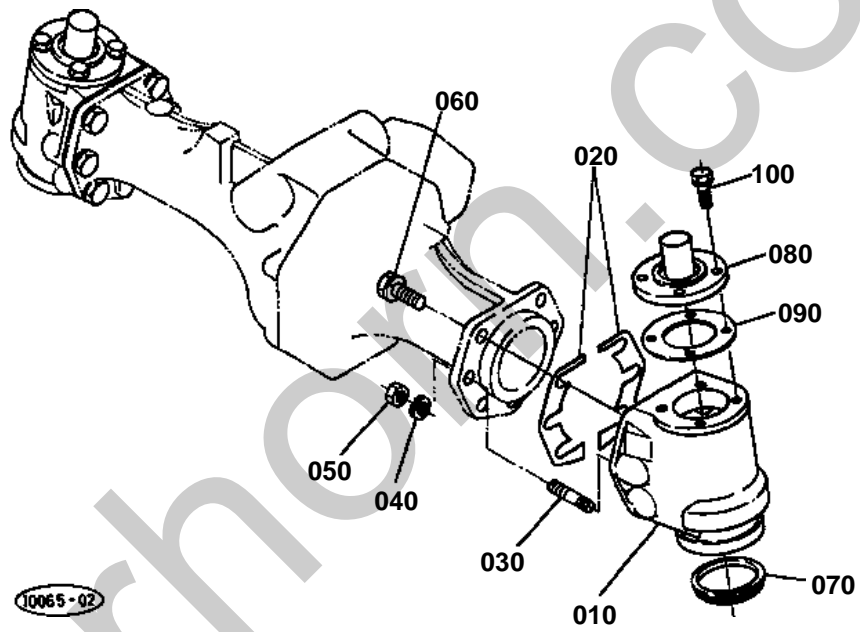


FRONT AXLE CASE

↔ Interchangeable; ≠ not interchangeable; ← new for old; → old for new

REF.No	Part No.	Description	Q'ty	S.No.	I/C	REMARKS	Weight (kgf)	Weight (lb)
010	67521-56310	CASE FRONT AXLE LH	1				5	11
020	67521-56320	CASE FRONT AXLE RH	1				5	11
030	06331-35010	PLUG	2				0.012	0.0264
040	04717-01000	WASHER WITH RUBBER	2				0.001	0.0022
050	06331-35012	PLUG	2				0.022	0.0484
060	04717-01200	WASHER WITH RUBBER	2				0.002	0.0044
070	67810-56440	BOLT ADJUSTING	2				0.025	0.055
080	02112-50100	NUT	2				0.004	0.0088
090	67521-56330	COVER BEVEL	2				0.765	1.683
100	67521-56340	SHIM	4			0.5MM	0.004	0.0088
100	67521-56350	SHIM	4			0.3MM	0.001	0.0022
100	67521-56360	SHIM	4			0.2MM	0.001	0.0022
110	04811-50800	RING	2				0.003	0.0066
120	01123-50825	BOLT	8				0.013	0.0286
130	67521-56370	COVER FRONT AXLE	2				2.18	4.796
140	70314-51120	O RING	2				0.005	0.011
150	01517-51025	STUD	4				0	0
160	01133-51030	BOLT	8				0.025	0.055
170	02118-50100	NUT	4				0.005	0.011
180	04512-50100	WASHER SPRING	4				0	0

BEVEL GEAR CASE



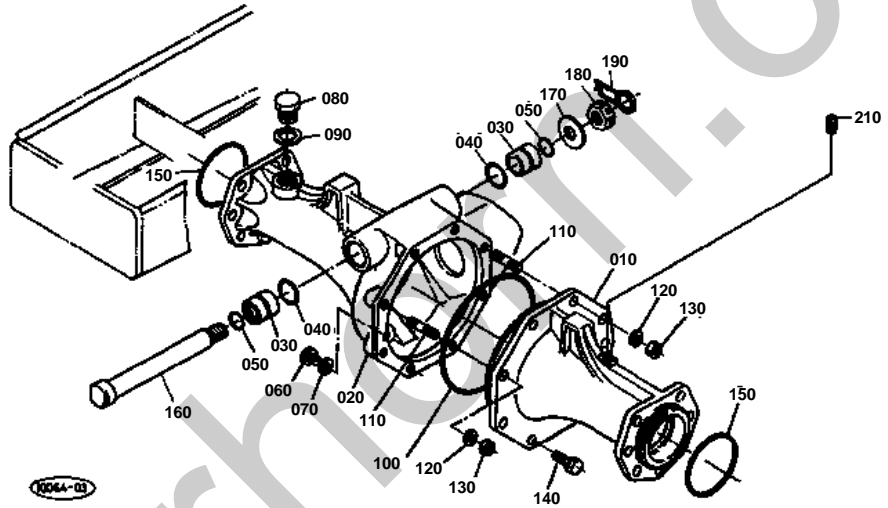


BEVEL GEAR CASE

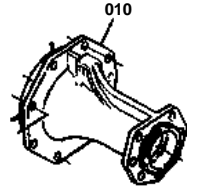
↔ Interchangeable; ≠ not interchangeable; ← new for old; → old for new

REF.No	Part No.	Description	Q'ty	S.No.	I/C	REMARKS	Weight (kgf)	Weight (lb)
010	67521-56210	CASE BEVEL GEAR	2				2.8	6.16
020	67521-56220	SHIM	4			0.5MM	0.01	0.022
020	67521-56230	SHIM	4			0.3MM	0.005	0.011
020	67521-56240	SHIM	4			0.2MM	0.004	0.0088
030	67521-56250	STUD	4				0.035	0.077
040	04512-50120	WASHER SPRING	4				0	0
050	02176-50120	NUT	4				0.01	0.022
060	01133-51230	BOLT	10				0.04	0.088
070	67521-56260	SEAL DUST	2				0.002	0.0044
080	67121-56263	SUPPORT KNUCKLE ARM	2				0.4	0.88
090	67121-56270	GASKET	2				0	0
100	01123-50822	BOLT	8				0.012	0.0264

FRONT AXLE ARM



010 67521-5611-0



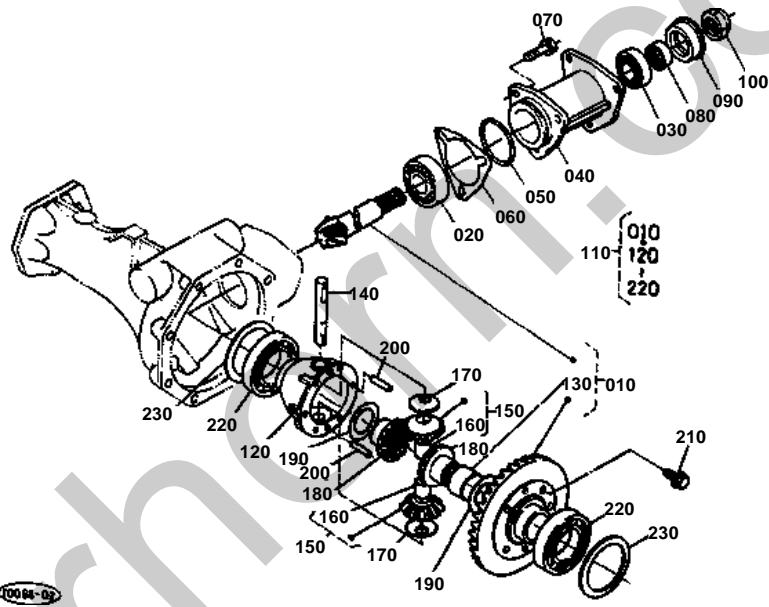


FRONT AXLE ARM

↔ Interchangeable; ≠ not interchangeable; ← new for old; → old for new

REF.No	Part No.	Description	Q'ty	S.No.	I/C	REMARKS	Weight (kgf)	Weight (lb)
010	67521-56110	ARM FRONT AXLE LH	1	≤51031			6.1	13.42
010	67521-56115	ARM FRONT AXLE LH	1	≥51032	≠		7	15.4
020	67521-56120	ARM KNUCKLE RH	1				8.6	18.92
030	67521-56130	BUSH	2				0.09	0.198
040	04811-50300	RING	2				0.001	0.0022
050	04811-50250	RING	2				0.001	0.0022
060	06331-35010	PLUG	1				0.012	0.0264
070	04717-01000	WASHER WITH RUBBER	1				0.001	0.0022
080	06331-35020	PLUG	1				0.068	0.1496
090	04717-02000	WASHER WITH RUBBER	1				0.004	0.0088
100	67521-56140	O RING	1				0.005	0.011
110	67521-56150	STUD	2				0.023	0.0506
120	04512-50100	WASHER SPRING	2				0	0
130	02176-50100	NUT	2				0.005	0.011
140	01133-51030	BOLT	6				0.025	0.055
150	04811-10750	RING	2				0.001	0.0022
160	67810-56140	PIN CENTER	1				0.825	1.815
170	67800-51240	WASHER	1				0.06	0.132
180	02372-50180	NUT	1				0.019	0.0418
190	66611-57150	SPRING SET	1				0.02	0.044
200	99999-99999	BLANK	0				0	0
210	06312-10010	PLUG	1	≥51032			0.007	0.0154

FRONT DIFFERENTIAL



10086-02

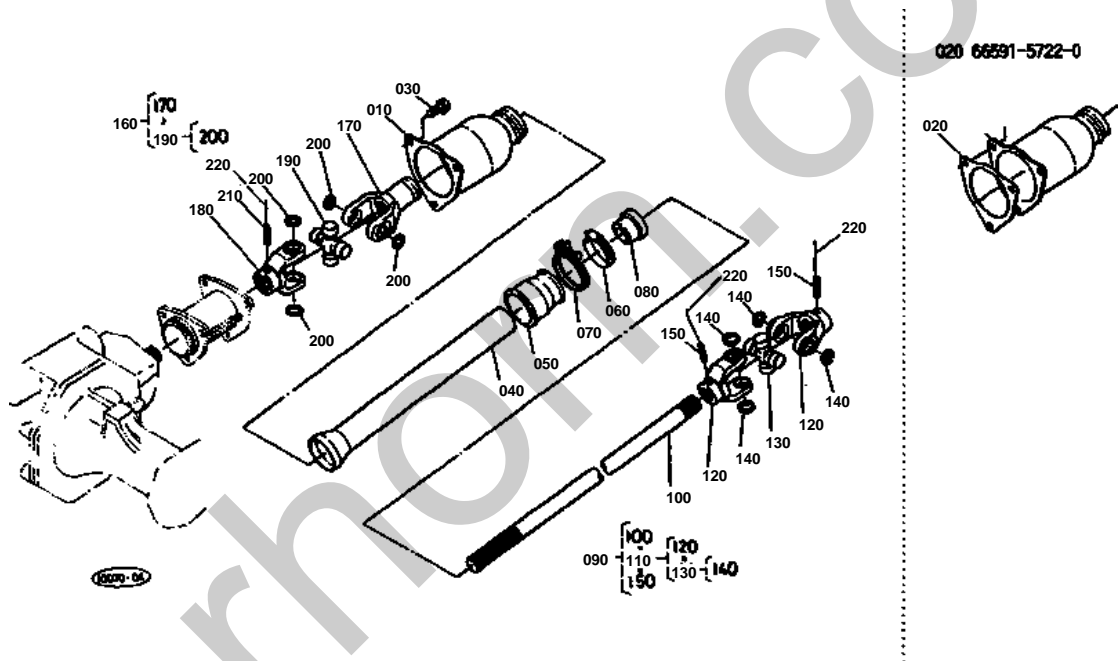


FRONT DIFFERENTIAL

↔ Interchangeable; ≠ not interchangeable; ← new for old; → old for new

REF.No	Part No.	Description	Q'ty	S.No.	I/C	REMARKS	Weight (kgf)	Weight (lb)
010	66371-99120	ASSY GEAR BEVEL	1			7-34T	1	2.2
020	08711-30305	BEARING TAPER-ROLLER	1				0.266	0.5852
030	08711-32005	BEARING TAPER-ROLLER	1				0.115	0.253
040	67521-56630	SPACER	1				1.56	3.432
050	04811-50550	RING	1				0.002	0.0044
060	67521-56640	SHIM	2			0.5MM	0.005	0.011
060	67521-56650	SHIM	2			0.3MM	0.003	0.0066
060	67521-56660	SHIM	2			0.2MM	0.001	0.0022
070	01133-51030	BOLT	3				0.025	0.055
080	66591-56420	BUSH	1				0.021	0.0462
090	67211-14952	SEAL OIL	1				0.015	0.033
100	67810-56770	NUT	1				0.04	0.088
110	66371-99220	ASSY DIFF FRONT	1				5.2	11.44
120	67521-56620	CASE FRONT DIFF.	1				0.825	1.815
130	67111-16620	BUSH	1				0.035	0.077
140	67111-16650	SHAFT DIFF.PINION	1				0.15	0.33
150	67111-16630	COMP.PINION DIFF.	2			12T	0.07	0.154
160	67111-16690	BUSH	2				0.009	0.0198
170	67111-16670	COLLAR PINION THRUST	2				0.008	0.0176
180	67521-56730	GEAR DIFF.SIDE	2			15T	0.275	0.605
190	67111-16740	SHIM	2			1.2MM	0.014	0.0308
190	67111-16750	SHIM	2			1.0MM	0.011	0.0242
200	67111-16782	PIN STRAIGHT	2				0.01	0.022
210	67810-56680	BOLT UBS	6				0.013	0.0286
220	08101-06010	BEARING BALL	2				0.262	0.5764
230	67521-56670	SHIM	2			0.5MM	0.005	0.011
230	37650-43140	SHIM	2			0.2MM	0.005	0.011
230	37650-43170	SHIM	2			0.1MM	0.004	0.0088

FRONT DRIVE SHAFT

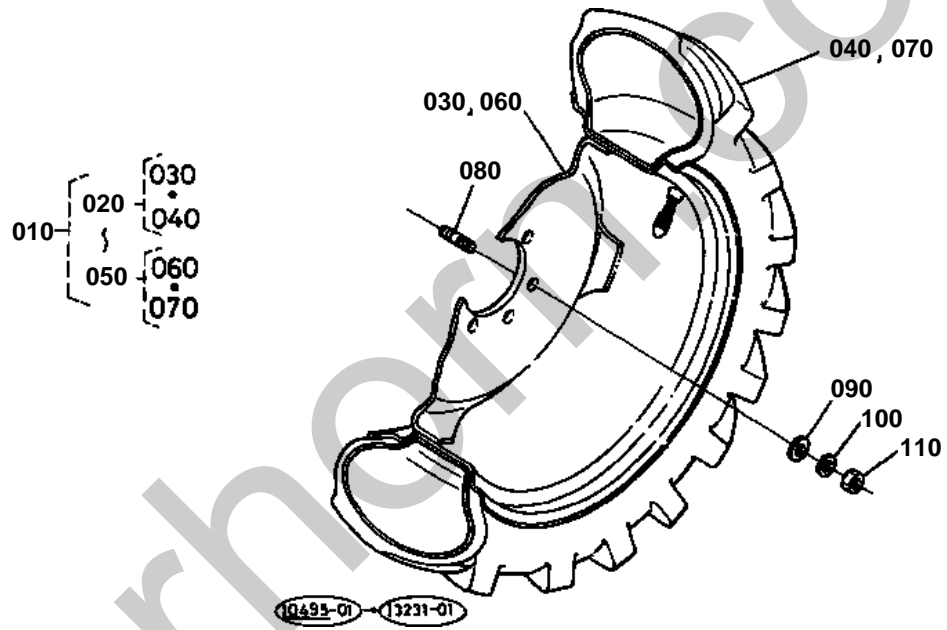




FRONT DRIVE SHAFT

↔ Interchangeable; ≠ not interchangeable; ← new for old; → old for new

REF.No	Part No.	Description	Q'ty	S.No.	I/C	REMARKS	Weight (kgf)	Weight (lb)
010	67810-57110	CASE JOINT	1				0.51	1.122
020	66591-57220	GASKET	1	←=51742			0	0
030	01123-50820	BOLT	3				0.011	0.0242
040	67121-57120	PIPE PROTECTOR	1				0.44	0.968
050	66591-57170	PIPE	1				0.046	0.1012
060	15108-72870	BAND	1				0.027	0.0594
070	15221-11720	CLAMP HOSE	1				0.03	0.066
080	67810-57150	SEAL OIL	1				0.015	0.033
090	67810-57200	ASSY SHAFT DRIVE	1				2.42	5.324
100	67810-57210	SHAFT DRIVE	1				1.6	3.52
110	67810-57230	ASSY JOINT REAR	1				0.78	1.716
120	67810-57320	JOINT	2				0	0
130	66591-56320	ASSY JOINT CROSS	1				0.185	0.407
140	04611-00200	CIR-CLIP INTERNAL	4				0.001	0.0022
150	05411-00632	PIN SPRING	2				0.004	0.0088
160	67810-57250	ASSY JOINT FRONT	1				0.84	1.848
170	67810-57340	JOINT	1				0.35	0.77
180	67810-57320	JOINT	1				0	0
190	66591-56320	ASSY JOINT CROSS	1				0.185	0.407
200	04611-00200	CIR-CLIP INTERNAL	4				0.001	0.0022
210	05411-00640	PIN SPRING	1				0.006	0.0132
220	99999-99999	WIRE	3			OBTAINED LOCALLY	0	0



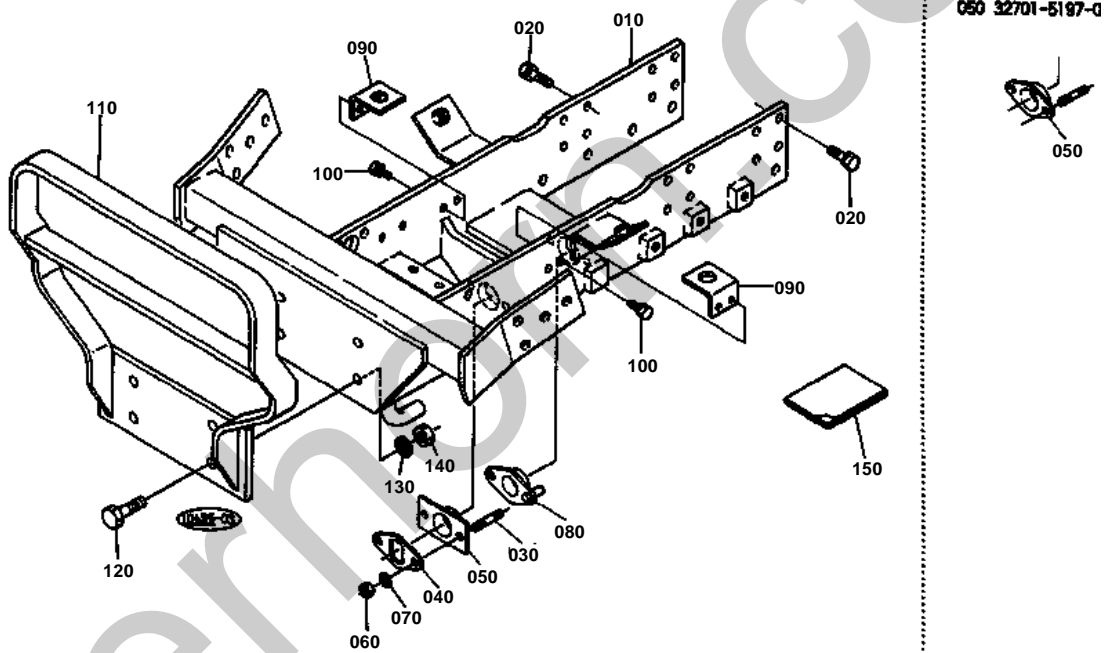


FRONT SURE GRIP TIRE (23 X 8.50-12)
OBTAINED LOCALLY (RESERVED BY KTC)

↔ Interchangeable; ≠ not interchangeable; ← new for old; → old for new

REF.No	Part No.	Description	Q'ty	S.No.	I/C	REMARKS	Weight (kgf)	Weight (lb)
010	32701-57300	ASSY TIRE	1			OBTAINED LOCALLY (RESERVED BY KTC)	0	0
020	32701-57310	ASSY TIRE LH	1			OBTAINED LOCALLY (RESERVED BY KTC)	0	0
030	70000-00887	WHEEL	1			OBTAINED LOCALLY (RESERVED BY KTC)	0	0
040	70000-00888	TIRE	1			OBTAINED LOCALLY (RESERVED BY KTC)	0	0
050	32701-57340	ASSY TIRE RH	1			OBTAINED LOCALLY (RESERVED BY KTC)	0	0
060	70000-00887	WHEEL	1			OBTAINED LOCALLY (RESERVED BY KTC)	0	0
070	70000-00888	TIRE	1			OBTAINED LOCALLY (RESERVED BY KTC)	0	0
080	66591-56564	BOLT STUD	12				0.028	0.0616
090	04013-50120	WASHER PLAIN	12				0	0
100	04512-50120	WASHER SPRING	12				0	0
110	02174-50120	NUT	12				0.01	0.022

FRONT AXLE FRAME



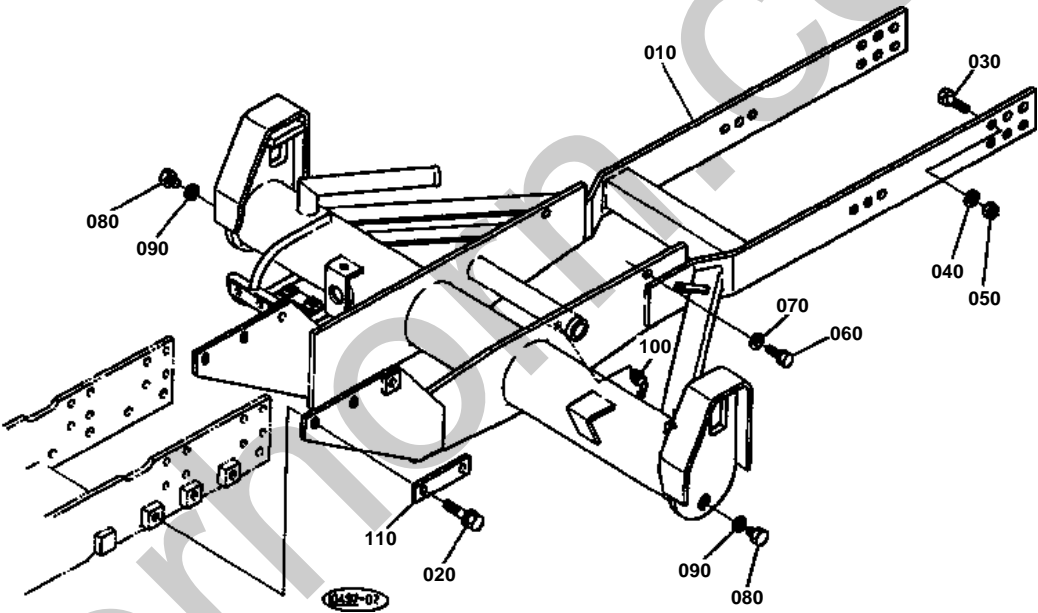


FRONT AXLE FRAME

↔ Interchangeable; ≠ not interchangeable; ← new for old; → old for new

REF.No	Part No.	Description	Q'ty	S.No.	I/C	REMARKS	Weight (kgf)	Weight (lb)
010	32701-51900	COMP.FRAME F.AXLE	1				30	66
020	01133-51025	BOLT	16				0.023	0.0506
030	01517-51022	STUD	2				0	0
040	32701-51960	WASHER LOCK	1				0.09	0.198
050	32701-51970	BUSH	1	<=50585			0	0
050	67800-51972	BUSH	1	>=50586	↔		0.15	0.33
060	02114-50100	NUT	2				0.005	0.011
070	04512-50100	WASHER SPRING	2				0	0
080	67800-51980	BUSH	1				0.125	0.275
090	67800-51994	SUPPORT RADIATOR	2				0.127	0.2794
100	01123-50818	BOLT	4				0.012	0.0264
110	32701-96610	GUARD FRONT	1				0	0
120	75599-04530	HEX.BOLT(1/2-20UNF)	4			OPTION RESERVED BY KTC	0	0
130	75599-33016	WASHER SPRING LOCK	4			OPTION RESERVED BY KTC	0.08	0.176
140	75599-31025	HEX.NUT(1/2-20UNF)	4			OPTION RESERVED BY KTC	0	0
150	32701-96630	MANUAL STRUCTURE	1			OPTION RESERVED BY KTC	0	0

MAIN FRAME



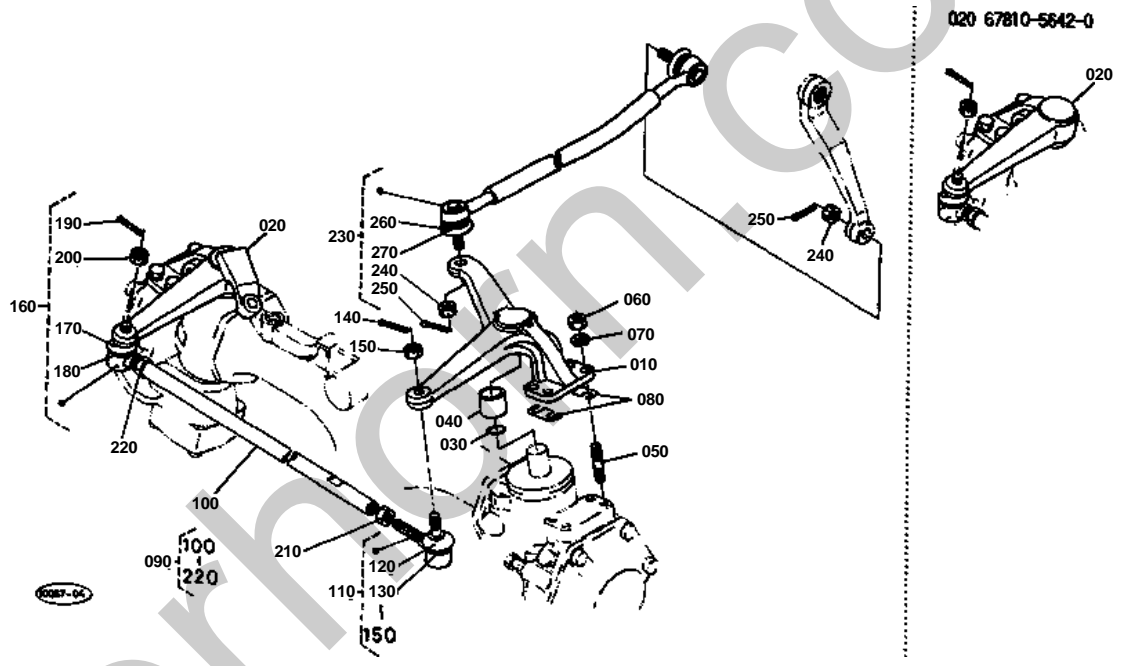


MAIN FRAME

↔ Interchangeable; ≠ not interchangeable; ← new for old; → old for new

REF.No	Part No.	Description	Q'ty	S.No.	I/C	REMARKS	Weight (kgf)	Weight (lb)
010	32701-52914	COMP.FRAME MAIN	1				85	187
020	32701-52930	BOLT UBS	6				0.05	0.11
030	01779-51245	BOLT UBS	12				0	0
040	04512-50120	WASHER SPRING	12				0	0
050	02076-50120	NUT	12				0.015	0.033
060	01133-51030	BOLT	4				0.025	0.055
070	04013-50100	WASHER PLAIN	4				0	0
080	06331-35012	PLUG	2				0.022	0.0484
090	04714-00120	GASKET	2				0.001	0.0022
100	67111-44250	NIPPLE GREASE	1				0.005	0.011
110	32701-52920	SPACER	2				0.16	0.352

KNUCKLE ARM/TIE ROD



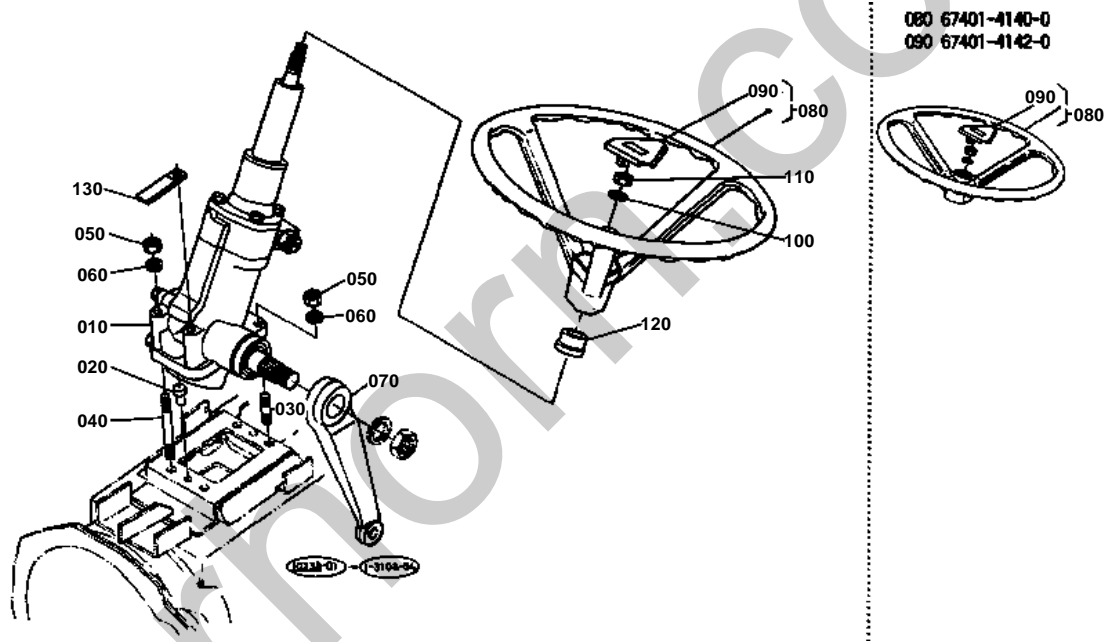


KNUCKLE ARM/TIE ROD

↔ Interchangeable; ≠ not interchangeable; ← new for old; → old for new

REF.No	Part No.	Description	Q'ty	S.No.	I/C	REMARKS	Weight (kgf)	Weight (lb)
010	67810-56410	ARM KNUCKLE LH	1				2.1	4.62
020	67810-56420	ARM KNUCKLE RH	1	<=50969			0	0
020	67810-56422	ARM KNUCKLE RH	1	>=50970	↔		2.1	4.62
030	04811-00250	RING	2				0.001	0.0022
040	67121-56440	BUSH	2				0.02	0.044
050	01517-51022	STUD	8				0	0
060	02176-50100	NUT	8				0.005	0.011
070	04512-50100	WASHER SPRING	8				0	0
080	67121-56460	SHIM KNUCKLE ARM	4			0.3MM	0.001	0.0022
080	67121-56470	SHIM KNUCKLE ARM	4			0.2MM	0.001	0.0022
090	67810-56502	ASSY ROD TIE	1				2.15	4.73
100	67810-56512	ROD TIE	1				1.5	3.3
110	38440-44790	ASSY END TIE ROD LH	1				0.32	0.704
120	38240-12650	COVER DUST	1				0.01	0.022
130	38240-12660	CLIP	1				0.005	0.011
140	05511-50325	PIN SPLIT	1				0.002	0.0044
150	38240-12830	NUT	1				0.008	0.0176
160	38440-44780	ASSY END TIE ROD RH	1				0.322	0.7084
170	38240-12650	COVER DUST	1				0.01	0.022
180	38240-12660	CLIP	1				0.005	0.011
190	05511-50325	PIN SPLIT	1				0.002	0.0044
200	38240-12830	NUT	1				0.008	0.0176
210	32240-12280	NUT	1				0.017	0.0374
220	02174-50160	NUT	1				0.022	0.0484
230	32701-56900	COMP.LINK DRAG	1				2.18	4.796
240	38240-12830	NUT	2				0.008	0.0176
250	05511-50325	PIN SPLIT	2				0.002	0.0044
260	38240-12650	COVER DUST	2				0.01	0.022
270	38240-12660	CLIP	2				0.005	0.011

POWER STEERING

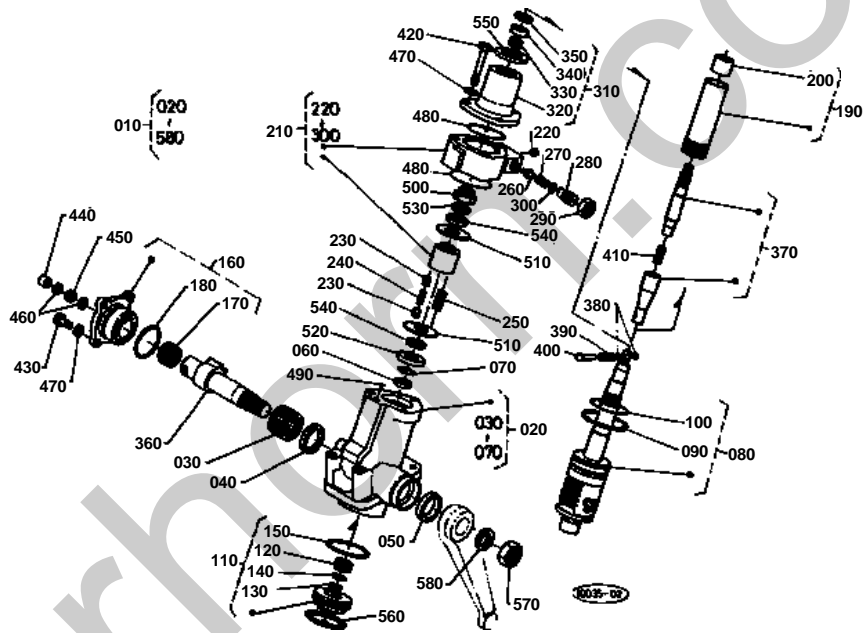




POWER STEERING

↔ Interchangeable; ≠ not interchangeable; ← new for old; → old for new

REF.No	Part No.	Description	Q'ty	S.No.	I/C	REMARKS	Weight (kgf)	Weight (lb)
010	66363-41103	ASSY STEERING POWER	1			REFER TO L. No. 0E03-L0 FOR COMPONENTS.	0	0
020	32701-38620	PIN KNOCK	2				0.01	0.022
030	01517-51035	STUD	2	<=50225			0.028	0.0616
030	01517-51030	STUD	2	>=50226	←		0	0
040	01517-51095	STUD	2	<=50225			0.06	0.132
040	01517-51090	STUD	2	>=50226	←		0	0
050	02176-50100	NUT	4				0.005	0.011
060	04512-50100	WASHER SPRING	4				0	0
070	66363-41310	ARM PITMAN	1				1.52	3.344
080	67401-41400	ASSY WHEEL STEERING	1	<=50793			0	0
080	31351-16063	ASSY WHEEL STEERING	1	>=50794	←		2.4	5.28
090	67401-41420	PAD STEERING WHEEL	1	<=50793			0.052	0.1144
090	31351-16082	PAD STEERING WHEEL	1	>=50794	←		0.07	0.154
100	04512-50120	WASHER SPRING	1				0	0
110	02174-50120	NUT	1				0.01	0.022
120	66363-41510	COVER SHAFT	1			0.06	0.132	
130	35340-29380	CLAMP CORD	1	>=50904		0.01	0.022	





POWER STEERING [COMPONENT PARTS]

↔ Interchangeable; ≠ not interchangeable; ← new for old; → old for new

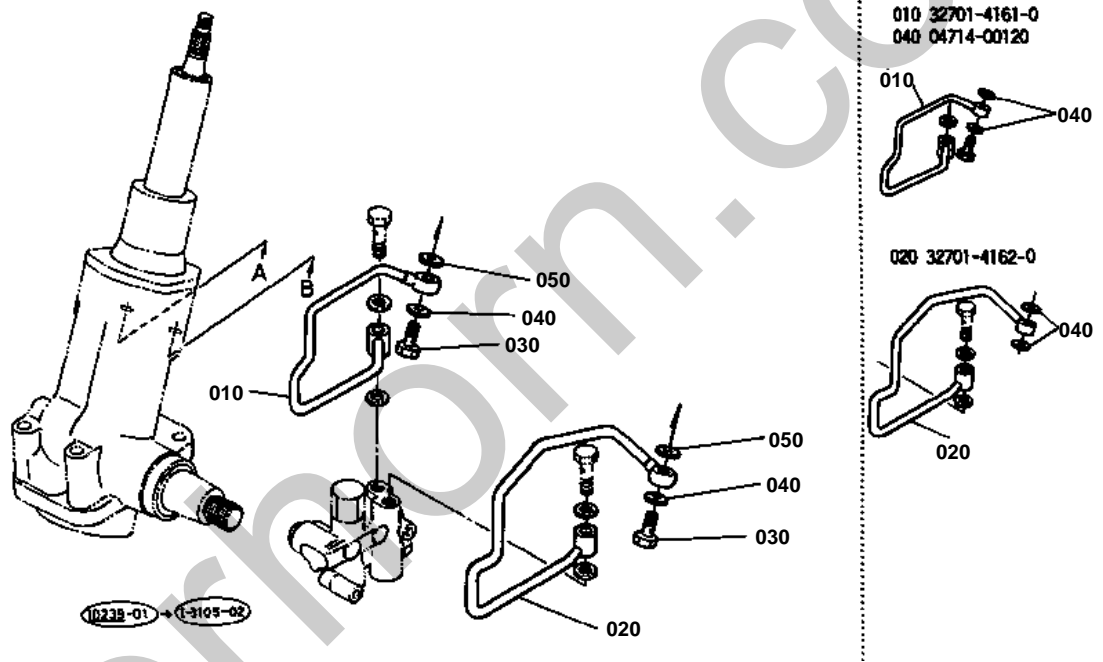
REF.No	Part No.	Description	Q'ty	S.No.	I/C	REMARKS	Weight (kgf)	Weight (lb)
010	66363-41103	ASSY STEERING POWER	1				0	0
020	66363-41010	ASSY BOX GEAR	1				5.2	11.44
030	66363-41120	BEARING NEEDLE	1				0.11	0.242
040	66363-41130	GASKET	1				0.01	0.022
050	66363-41140	SEAL OIL	1				0.02	0.044
060	35270-16160	RING	1				0.002	0.0044
070	04811-10300	RING	1				0.001	0.0022
080	35270-16200	ASSY NUT BALL	1				2.36	5.192
090	31351-66280	RING	1				0.002	0.0044
100	04811-50500	RING	1				0.001	0.0022
110	35270-16300	ASSY COVER FRONT	1				0.3	0.66
120	35270-16320	BEARING NEEDLE	1				0.02	0.044
130	35270-16160	RING	1				0.002	0.0044
140	04811-10300	RING	1				0.001	0.0022
150	35270-16340	O RING	1				0.003	0.0066
160	35270-16400	ASSY COVER SIDE	1				0.75	1.65
170	35270-16420	BEARING NEEDLE	1				0.045	0.099
180	04811-50600	RING	1				0.002	0.0044
190	66363-41023	ASSY COLUMN STEERING	1				0.4	0.88
200	66363-41160	BUSH	1				0.04	0.088
210	66363-41030	ASSY VALVE	1				2	4.4
220	38430-66790	PLUG	2				0.003	0.0066
230	38430-66330	PISTON	4				0.005	0.011
240	38430-66350	SPRING	2				0.003	0.0066
250	31351-66340	SPRING	2				0.02	0.044
260	31351-66360	POPPET	1				0.005	0.011
270	38430-66380	SPRING	1				0.015	0.033
280	31351-66370	SCREW ADJUSTING	1				0.047	0.1034
290	31351-66380	NUT	1				0.022	0.0484
300	31351-66390	O RING	1				0.001	0.0022
310	66363-66440	ASSY COVER REAR	1				0	0
320	38430-66420	COVER REAR	1				0.81	1.782
330	38430-66440	BEARING NEEDLE	1				0.015	0.033
340	66363-66450	SEAL OIL	1				0.01	0.022
350	04611-00320	CIR-CLIP INTERNAL	1				0.002	0.0044
360	66363-41230	ASSY SHAFT SECTOR	1				1.3	2.86
370	66363-41242	COMP SHAFT STEERING	1				0.33	0.726
380	38240-16530	O RING	2				0.001	0.0022
390	05411-00518	PIN SPRING	1				0.002	0.0044
400	35350-66820	RIVET	1				0.003	0.0066
410	38240-16490	SPRING	1				0.005	0.011
420	38430-66660	BOLT	3				0.05	0.11
430	35270-16650	BOLT	4				0.02	0.044
440	35270-16700	NUT CAP	1				0.11	0.242
450	66363-41250	NUT	1				0.01	0.022
460	35270-16690	GASKET	2				0.001	0.0022
470	04512-50100	WASHER SPRING	7				0	0
480	04811-10700	RING	2				0.001	0.0022
490	04811-00080	RING	2				0.001	0.0022
500	38430-66650	NUT	1				0.065	0.143
510	38430-66630	RING DRIVE	2				0.06	0.132
520	38430-66610	RING DRIVE	1				0.05	0.11
530	35270-16660	RING DRIVE	1				0.01	0.022
540	38430-66640	BEARING NEEDLE	2				0.01	0.022
550	38430-66740	NUT	1				0.02	0.044



POWER STEERING [COMPONENT PARTS]

↔ Interchangeable; ≠ not interchangeable; ← new for old; → old for new

REF.No	Part No.	Description	Q'ty	S.No.	I/C	REMARKS	Weight (kgf)	Weight (lb)
560	04611-00630	CIR-CLIP INTERNAL	1				0.012	0.0264
570	38430-66720	NUT	1				0.145	0.319
580	38430-66730	WASHER SPRING	1				0.05	0.11



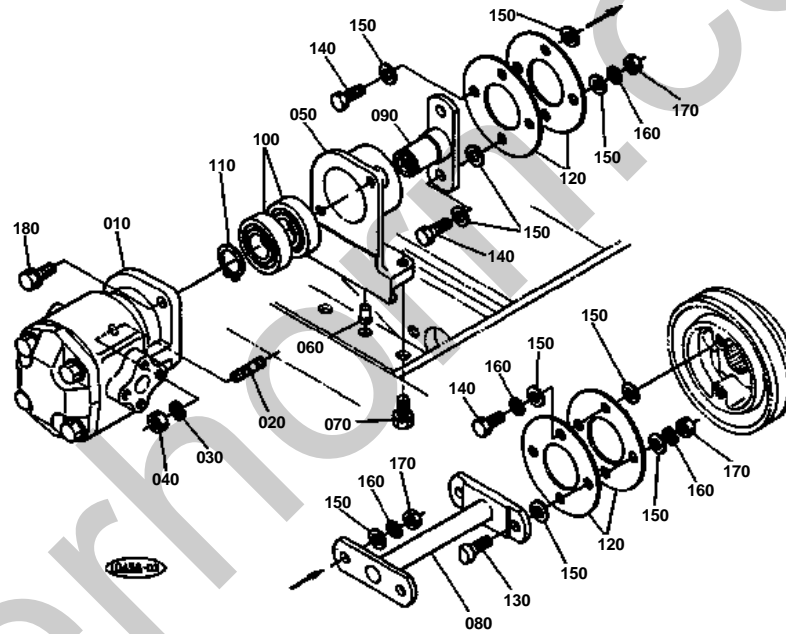


HYDRAULIC PIPE (PS)

↔ Interchangeable; ≠ not interchangeable; ← new for old; → old for new

REF.No	Part No.	Description	Q'ty	S.No.	I/C	REMARKS	Weight (kgf)	Weight (lb)
010	32701-41610	PIPE DELIVERY(PS)	1	≤50563			0	0
010	32701-41612	PIPE DELIVERY(PS)	1	≥50564	←		0	0
020	32701-41620	PIPE RETURN(PS)	1	≤50563			0	0
020	32701-41622	PIPE RETURN(PS)	1	≥50564	←		0.16	0.352
030	67810-37880	BOLT	2				0.033	0.0726
040	04714-00120	GASKET	4	≤50563			0.001	0.0022
040	04714-00120	GASKET	2	≥50564			0.001	0.0022
050	04724-00120	GASKET	2	≥50564			0.002	0.0044

HYDRAULIC GEAR PUMP (FRONT)



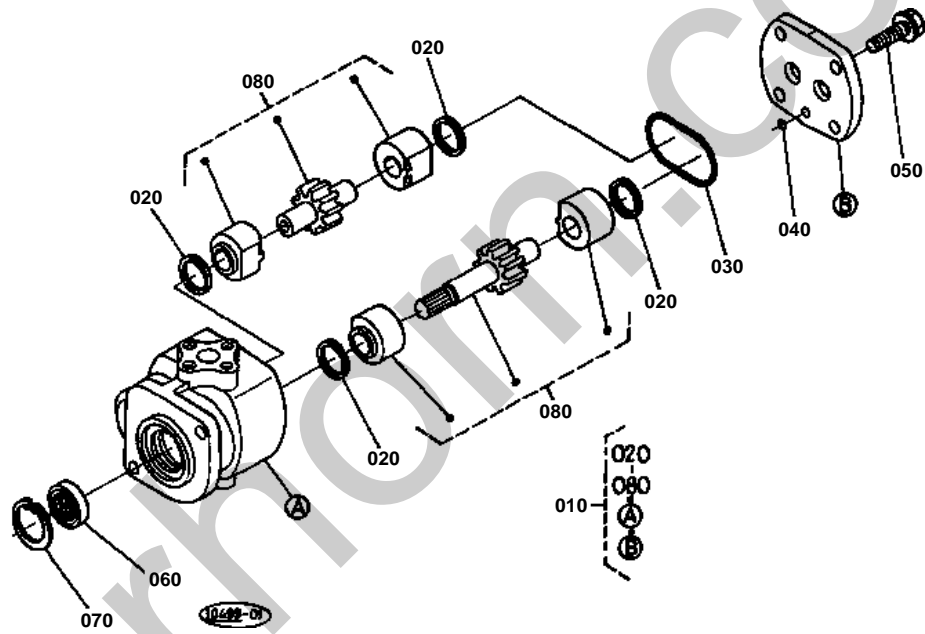


HYDRAULIC GEAR PUMP (FRONT)

↔ Interchangeable; ≠ not interchangeable; ← new for old; → old for new

REF.No	Part No.	Description	Q'ty	S.No.	I/C	REMARKS	Weight (kgf)	Weight (lb)
010	32701-76100	ASSY PUMP HYDRAULIC	1			REFER TO L. No. 0E06-R0 FOR COMPONENTS.	2.1	4.62
020	01513-50820	STUD	1				0	0
030	04512-50080	WASHER SPRING	1				0.001	0.0022
040	02114-50080	NUT	1				0.005	0.011
050	32701-38610	BASE PUMP	1				1.1	2.42
060	32701-38620	PIN KNOCK	1				0.01	0.022
070	01133-51020	BOLT	2				0.02	0.044
080	32701-38630	SHAFT COUPLING	1				0.5	1.1
090	32701-38640	SHAFT COUPLING	1				0	0
100	08121-06205	BEARING BALL	2				0.132	0.2904
110	04612-00250	CIR-CLIP EXTERNAL	1				0.002	0.0044
120	76521-31510	PLATE COUPLING	4	<=51247		0.02	0.044	
120	32590-10850	PLATE COUPLING	4	>=51248	↔	0.019	0.0418	
130	76521-31570	BOLT	2			0.02	0.044	
140	01173-51025	BOLT	6			0.021	0.0462	
150	04013-50100	WASHER PLAIN	20			0	0	
160	04512-50100	WASHER SPRING	8			0	0	
170	02118-50100	NUT	6			0.005	0.011	
180	01123-50825	BOLT	1			0.013	0.0286	

HYDRAULIC GEAR PUMP (FRONT) [COMPONENT PARTS]



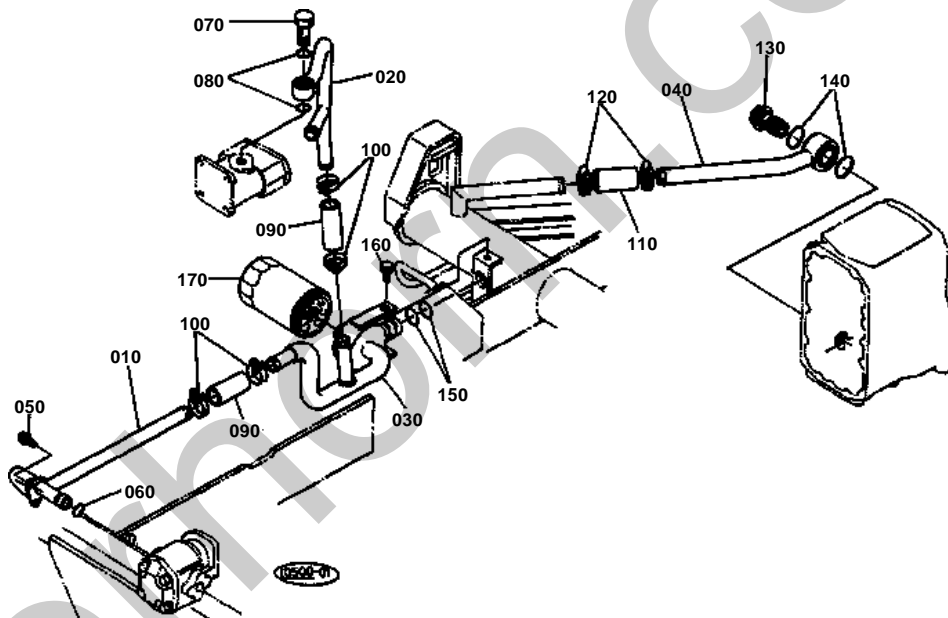


HYDRAULIC GEAR PUMP (FRONT) [COMPONENT PARTS]

↔ Interchangeable; ≠ not interchangeable; ← new for old; → old for new

REF.No	Part No.	Description	Q'ty	S.No.	I/C	REMARKS	Weight (kgf)	Weight (lb)
010	32701-76100	ASSY PUMP HYDRAULIC	1				2.1	4.62
020	38180-76172	SQUARE RING	4				0.002	0.0044
030	04810-50550	RING	1				0.002	0.0044
040	04810-00050	RING	1				0.001	0.0022
050	31351-76240	BOLT FLANGE	4	<=51119			0.26	0.572
050	01754-51030	BOLT FLANGE	4	>=51120	↔		0.03	0.066
060	31381-76390	SEAL OIL	1				0.01	0.022
070	04611-00300	CIR-CLIP INTERNAL	1				0.004	0.0088
080	32701-76700	COMP.GEAR HYD.PUMP	1				0.48	1.056

HYDRAULIC PIPE (SUCTION)



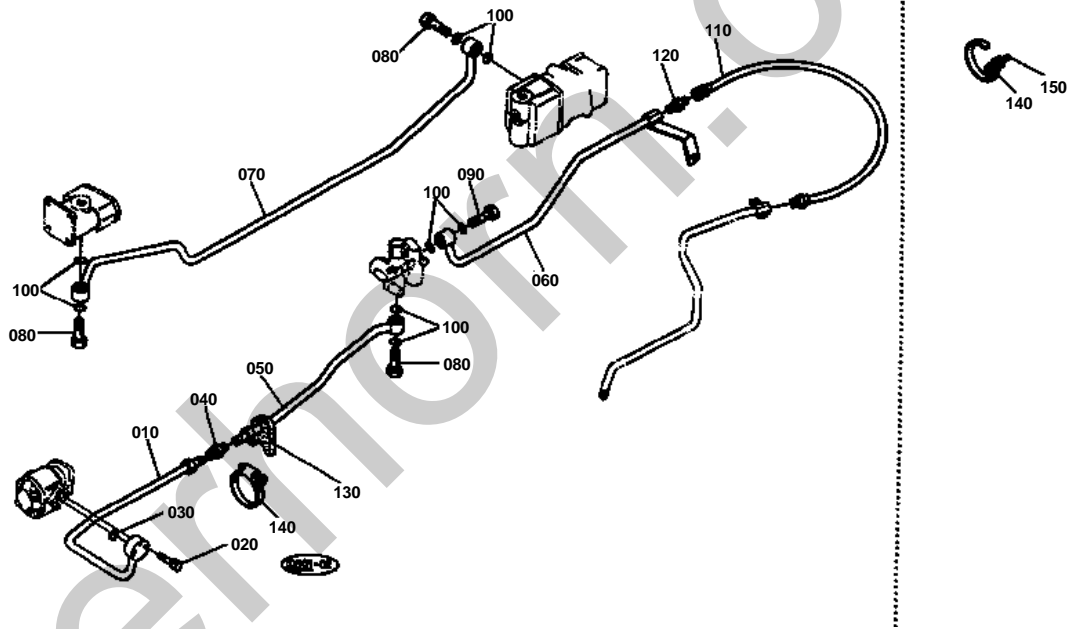


HYDRAULIC PIPE (SUCTION)

↔ Interchangeable; ≠ not interchangeable; ← new for old; → old for new

REF.No	Part No.	Description	Q'ty	S.No.	I/C	REMARKS	Weight (kgf)	Weight (lb)
010	32701-37113	PIPE SUCTION FRONT	1				0.35	0.77
020	32701-37120	PIPE SUCTION FRONT	1				0.54	1.188
030	32701-37143	PIPE SUCTION INNER	1				2	4.4
040	32701-37132	PIPE SUCTION REAR	1				0.78	1.716
050	01754-50812	BOLT FLANGE	2				0.01	0.022
060	04811-00220	RING	1				0.001	0.0022
070	67810-37710	BOLT JOINT	1				0.1	0.22
080	04811-00220	RING	2				0.001	0.0022
090	67800-37142	HOSE	2				0.06	0.132
100	09318-89036	CLAMP HOSE	4				0.025	0.055
110	34350-37774	PIPE RUBBER	1				0.06	0.132
120	31351-38180	BAND PIPE	2				0.02	0.044
130	32701-37720	BOLT JOINT	1				0.28	0.616
140	04811-10400	RING	2				0.001	0.0022
150	04811-06250	RING	2				0.001	0.0022
160	01133-51025	BOLT	2				0.023	0.0506
170	32590-38380	FILTER OIL	1				0.67	1.474

HYDRAULIC PIPE (DELIVERY)



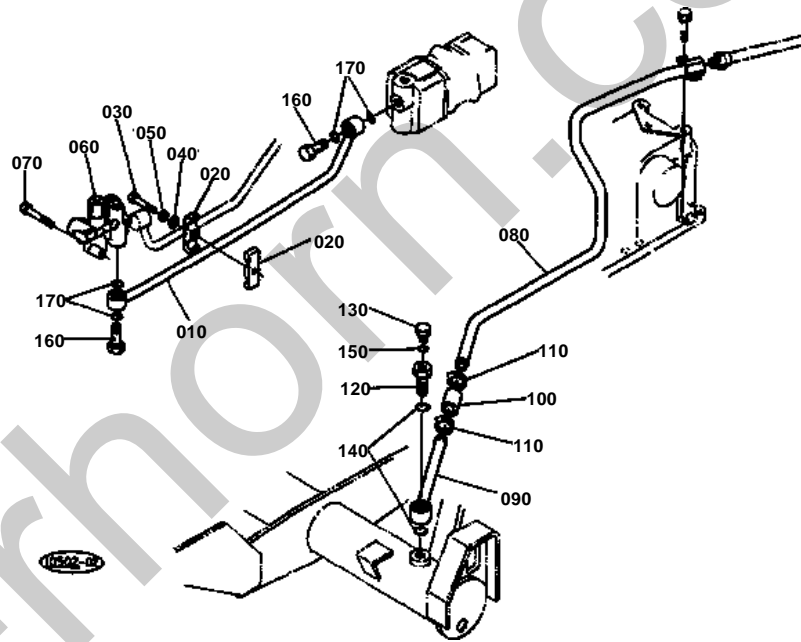


HYDRAULIC PIPE (DELIVERY)

↔ Interchangeable; ≠ not interchangeable; ← new for old; → old for new

REF.No	Part No.	Description	Q'ty	S.No.	I/C	REMARKS	Weight (kgf)	Weight (lb)
010	32701-37200	ASSY PIPE DELIVERY	1				0.2	0.44
020	01123-50840	BOLT	3				0.018	0.0396
030	04811-00200	RING	1				0.001	0.0022
040	32530-38720	JOINT	1				0	0
050	32701-37300	ASSY PIPE DELIVERY	1				0.34	0.748
060	32701-37240	COMP.PIPE DELIVERY	1				0.6	1.32
070	32701-37250	COMP.PIPE DELIVERY	1				0.61	1.342
080	67850-37160	BOLT JOINT	3				0.09	0.198
090	67850-36250	BOLT JOINT	1				0.1	0.22
100	04810-00200	RING	8				0.001	0.0022
110	32701-37280	HOSE HYDRAULIC	1				0.32	0.704
120	68131-61730	ADAPTER	1				0	0
130	33550-82720	CUSHION	1				0.04	0.088
140	33251-82760	BAND PIPE	1	≤50225			0.016	0.0352
140	32701-36280	BAND PIPE	1	≥50226	←		0.04	0.088
150	33430-82760	PIN BAND	1	≤50225			0.004	0.0088

HYDRAULIC PIPE (RETURN)



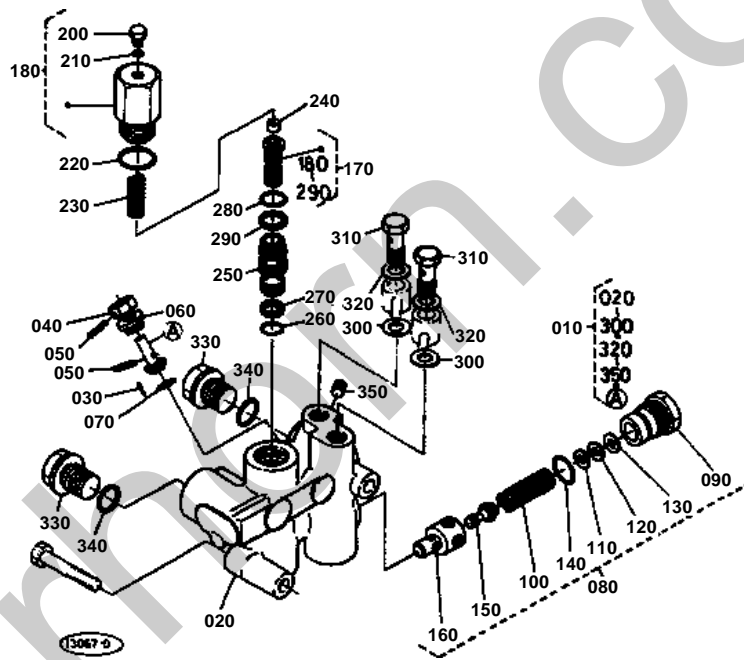


HYDRAULIC PIPE (RETURN)

↔ Interchangeable; ≠ not interchangeable; ← new for old; → old for new

REF.No	Part No.	Description	Q'ty	S.No.	I/C	REMARKS	Weight (kgf)	Weight (lb)
010	66361-37650	PIPE RETURN	1				0.41	0.902
020	66301-37180	CLAMP PIPE	2				0.01	0.022
030	01053-50650	BOLT	1				0.011	0.0242
040	04015-50060	WASHER PLAIN	1				0	0
050	04512-50060	WASHER SPRING	1				0	0
060	32701-38100	ASSY OUTLET HYD.	1			REFER TO L.No.0E08-R0 FOR COMPONENTS.	2.72	5.984
070	01153-50875	BOLT	2				0.028	0.0616
080	32701-37263	PIPE RETURN (B/H)	1				0.88	1.936
090	32701-37270	COMP.PIPE RETURN (B/	1				0.26	0.572
100	66301-36220	HOSE	1				0.055	0.121
110	66204-36230	BAND PIPE	2				0.02	0.044
120	66301-37940	BOLT JOINT	1				0.08	0.176
130	66301-12170	PLUG	1				0.023	0.0506
140	04811-00220	O RING	2				0.001	0.0022
150	04811-06100	O RING	1				0.001	0.0022
160	67850-37160	BOLT JOINT	2				0.09	0.198
170	04810-00200	RING	4				0.001	0.0022

HYDRAULIC BLOCK [COMPONENT PARTS]



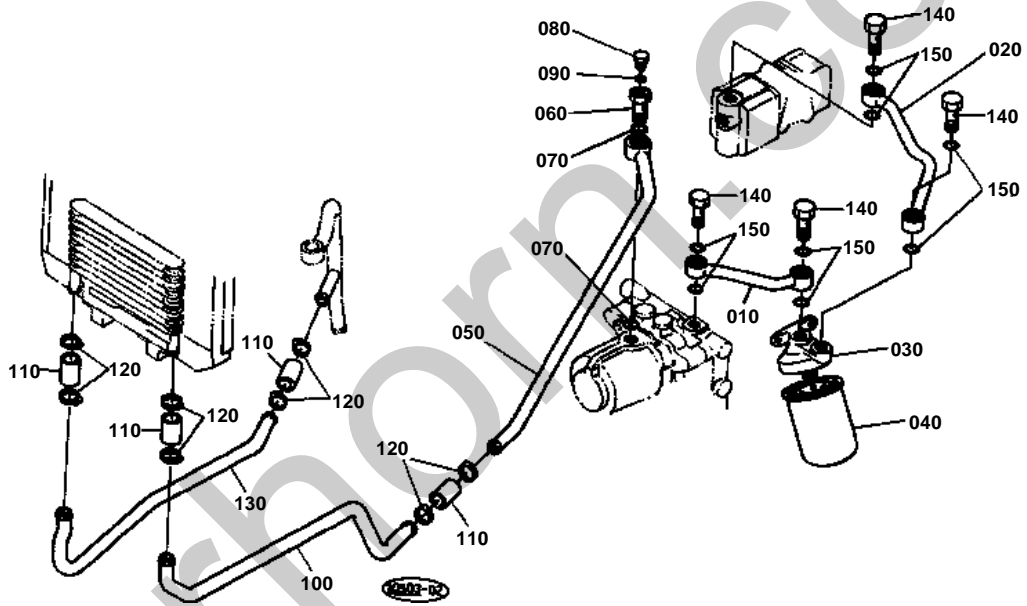


HYDRAULIC BLOCK [COMPONENT PARTS]

↔ Interchangeable; ≠ not interchangeable; ← new for old; → old for new

REF.No	Part No.	Description	Q'ty	S.No.	I/C	REMARKS	Weight (kgf)	Weight (lb)
010	32701-38100	ASSY OUTLET HYD.	1				2.72	5.984
020	67850-38114	CONNECTOR	1				2.16	4.752
030	05411-00216	PIN SPRING	2				0.001	0.0022
040	67810-38160	NUT	1				0.015	0.033
050	05411-00316	PIN SPRING	2				0.001	0.0022
060	67850-38520	BOLT	1				0.01	0.022
070	04811-00090	RING	1				0.001	0.0022
080	67850-38200	ASSY VALVE RELIEF	1				0.1	0.22
090	67810-38250	PLUG	1				0.05	0.11
100	31351-37920	SPRING RELIEF	1				0.02	0.044
110	67111-37530	SHIM ADJUSTING	3			0.3MM	0.001	0.0022
120	67111-37580	SHIM ADJUSTING	1			0.8MM	0.001	0.0022
130	67810-37590	SHIM ADJUSTING	3			0.2MM	0.001	0.0022
140	04811-00160	RING	1				0.001	0.0022
150	31351-37940	POPPET	1				0.005	0.011
160	31351-37930	SEAT VALVE	1				0.02	0.044
170	67817-38300	ASSY DIVIDER	1				0.2	0.44
180	67817-38390	DIVIDER	1				0.142	0.3124
190	99999-99999	BLANK	0				0	0
200	67810-38430	PLUG	1				0.005	0.011
210	04811-00050	RING	1				0.001	0.0022
220	04811-00220	O RING	1				0.001	0.0022
230	67810-38320	SPRING	1				0.005	0.011
240	67810-38340	DAMPER	1				0.001	0.0022
250	67810-38350	DIVIDER	1				0.025	0.055
260	04811-05130	RING	1				0.001	0.0022
270	67810-38360	RING BACK UP	1				0.001	0.0022
280	04811-05150	RING	1				0.001	0.0022
290	67810-38370	RING BACK UP	1				0.001	0.0022
300	04714-00120	GASKET	2				0.001	0.0022
310	66363-37882	BOLT	2				0.04	0.088
320	04714-00120	GASKET	2				0.001	0.0022
330	67810-37890	PLUG	3				0.048	0.1056
340	04811-00140	RING	3				0.001	0.0022
350	67511-36640	PLUG	1				0.003	0.0066

HYDRAULIC PIPE (CHARGE)



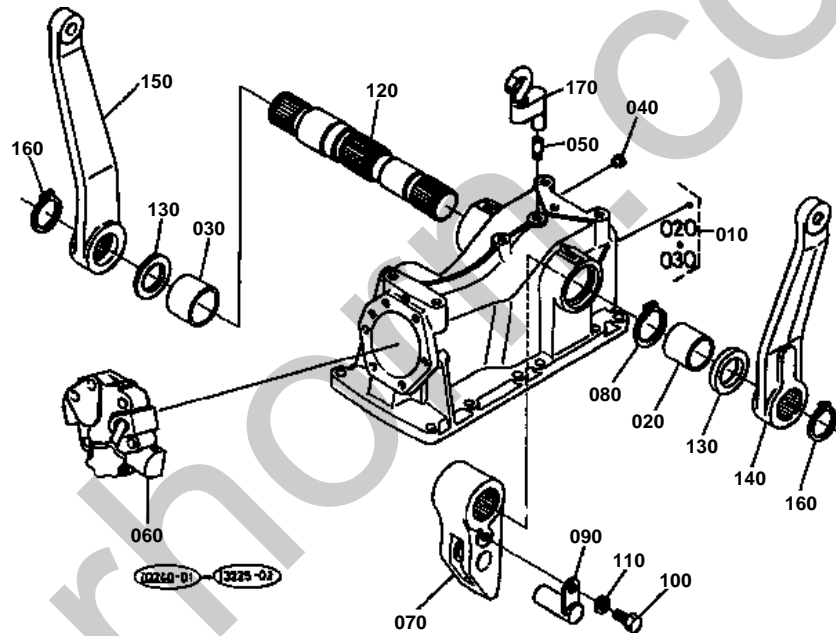


HYDRAULIC PIPE (CHARGE)

↔ Interchangeable; ≠ not interchangeable; ← new for old; → old for new

REF.No	Part No.	Description	Q'ty	S.No.	I/C	REMARKS	Weight (kgf)	Weight (lb)
010	66301-37710	PIPE CHARGE	1				0.33	0.726
020	32701-37730	PIPE CHARGE	1				0.05	0.11
030	66301-37810	COVER FILTER	1				0.27	0.594
040	66361-37950	FILTER OIL	1	≤50793			0	0
040	32701-37950	FILTER OIL	1	≥50794	←		0.7	1.54
050	66301-37910	PIPE SUCTION (C)	1				0.46	1.012
060	66301-37940	BOLT JOINT	1				0.08	0.176
070	04811-00220	RING	2				0.001	0.0022
080	66301-12170	PLUG	1				0.023	0.0506
090	04811-06100	RING	1				0.001	0.0022
100	66301-37922	PIPE SUCTION	1				0.48	1.056
110	66301-36220	HOSE	4				0.055	0.121
120	66204-36230	BAND PIPE	8				0.02	0.044
130	66301-37932	PIPE DELIVERY (C)	1				0.39	0.858
140	67850-37160	BOLT JOINT	4				0.09	0.198
150	04810-00200	RING	8				0.001	0.0022

LIFT ARM



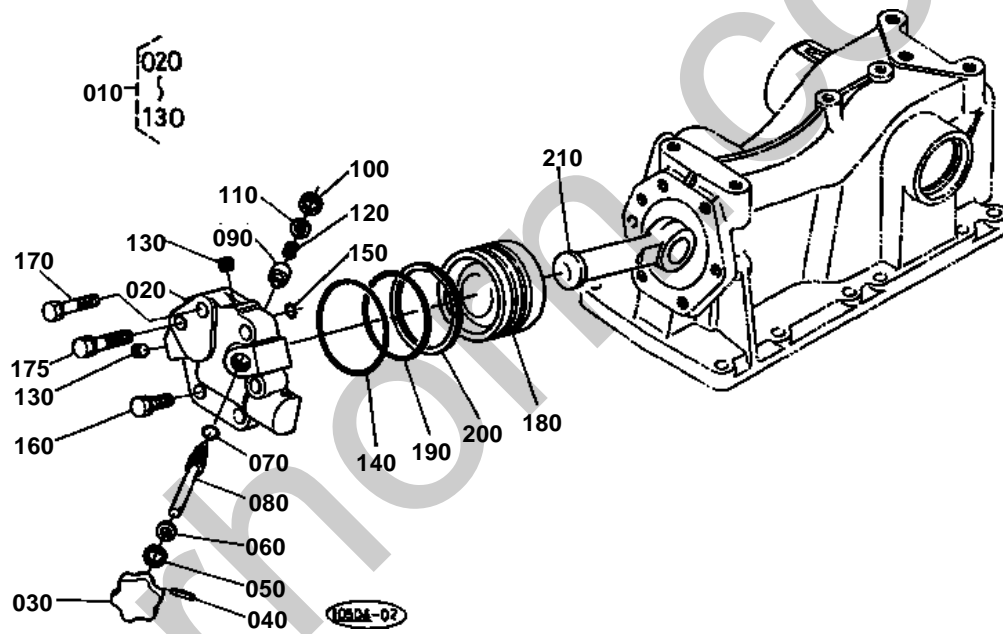


LIFT ARM

↔ Interchangeable; ≠ not interchangeable; ← new for old; → old for new

REF.No	Part No.	Description	Q'ty	S.No.	I/C	REMARKS	Weight (kgf)	Weight (lb)
010	67511-36300	COMP COVER UPPER R.	1				12.3	27.06
020	67111-36320	BUSH	1				0.065	0.143
030	67111-36330	BUSH	1				0.075	0.165
040	67211-51120	PLUG BLIND	1				0.001	0.0022
050	32701-36350	PIPE BREATHER	1				0.01	0.022
060	32701-36603	ASSY CAP CYLINDER	1			REFER TO L.No.0E10-R0 FOR COMPONENTS.	0	0
070	67111-36752	ARM HYDRAULIC	1				1.3	2.86
080	04612-00380	CIR-CLIP EXTERNAL	1				0.005	0.011
090	34150-37340	PIN SET	1				0.18	0.396
100	01153-51018	BOLT	1				0.015	0.033
110	04512-50100	WASHER SPRING	1				0	0
120	67800-36810	SHAFT HYD.ARM	1				2.1	4.62
130	09230-35525	SEAL OIL	2				0.008	0.0176
140	67800-36830	ARM LIFT LH	1				2.45	5.39
150	67800-36840	ARM LIFT RH	1				2.45	5.39
160	04612-00350	CIR-CLIP EXTERNAL	2				0.01	0.022
170	32701-36910	BREATHER	1				0.015	0.033

HYD.CYLINDER CAP [COMPONENT PARTS]



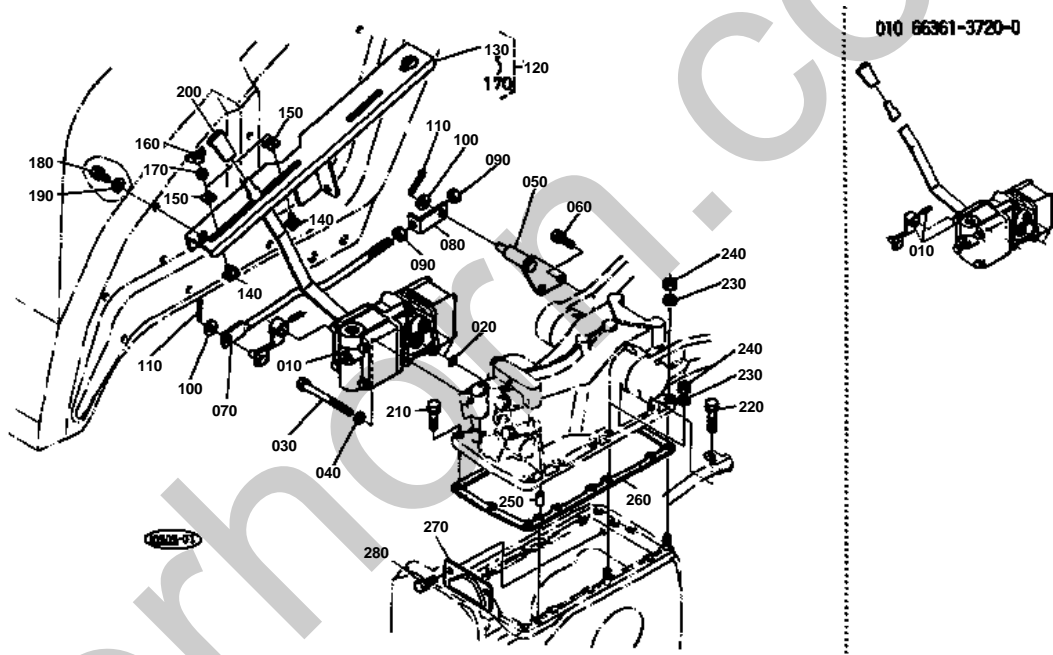


HYD.CYLINDER CAP [COMPONENT PARTS]

↔ Interchangeable; ≠ not interchangeable; ← new for old; → old for new

REF.No	Part No.	Description	Q'ty	S.No.	I/C	REMARKS	Weight (kgf)	Weight (lb)
010	32701-36603	ASSY CAP CYLINDER	1				0	0
020	32701-36620	CYLINDER HEAD	1				1.92	4.224
030	34150-37230	GRIP	1				0.04	0.088
040	05411-00418	PIN SPRING	1				0.001	0.0022
050	34150-37260	CIR-CLIP INTERNAL	1				0.001	0.0022
060	04012-50080	WASHER PLAIN	1				0.001	0.0022
070	04811-00100	RING	1				0.001	0.0022
080	32701-37220	SHAFT HYD.ADJUST.	1	<=51770			0	0
080	32701-37223	SHAFT HYD.ADJUST.	1	>=51771	←		0.076	0.1672
090	38240-37250	COLLAR ADJUSTING	1				0.01	0.022
100	04611-00160	CIR-CLIP INTERNAL	1				0.001	0.0022
110	67511-36680	WASHER	1				0.002	0.0044
120	67511-36690	SPRING	1				0.001	0.0022
130	67511-36640	PLUG	2				0.003	0.0066
140	04811-50650	RING	1				0.002	0.0044
150	04811-00080	RING	1				0.001	0.0022
160	01123-51030	BOLT	2				0.025	0.055
170	01123-51050	BOLT	3				0.035	0.077
175	01123-51055	BOLT	1				0.038	0.0836
180	67111-36712	PISTON HYD.	1				0.97	2.134
190	04811-00600	RING	1				0.006	0.0132
200	67111-36720	RING BACK UP	1				0.005	0.011
210	37150-37320	ROD HYD.	1				0.427	0.9394

CONTROL VALVE

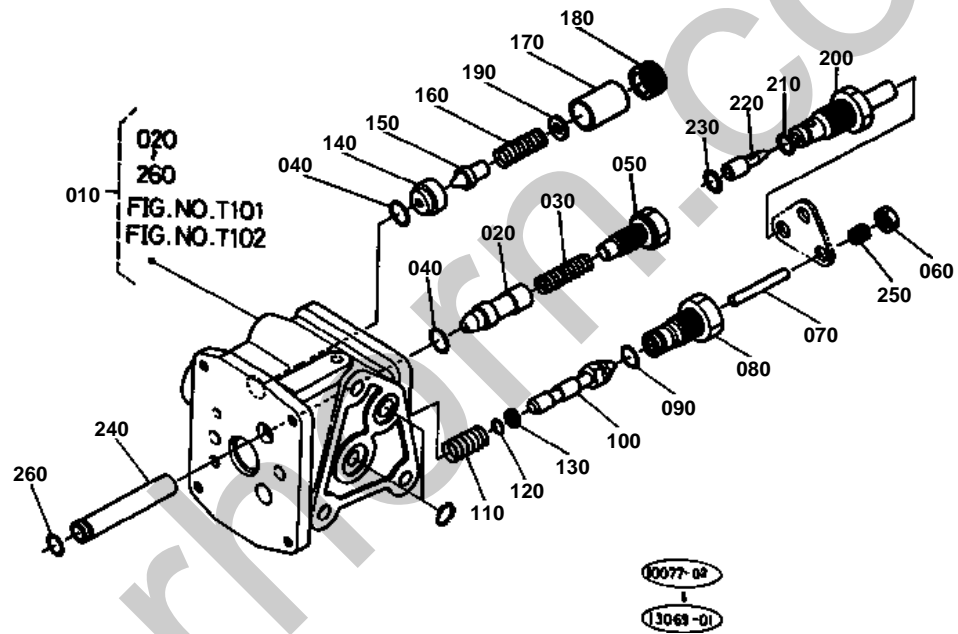


**CONTROL VALVE**

↔ Interchangeable; ≠ not interchangeable; ← new for old; → old for new

REF.No	Part No.	Description	Q'ty	S.No.	I/C	REMARKS	Weight (kgf)	Weight (lb)
010	66361-37200	ASSY VALVE CONTROL	1	<=50793		REFER TO L.No.0E12-L0 0E13-L0 AND 0E14-L	0	0
010	32701-36200	ASSY VALVE CONTROL	1	>=50794	←	REFER TO L.No.0E12-L0 0E13-L0 AND 0E14-L	0	0
010	32701-36202	ASSY VALVE CONTROL	1	>=51248	←	REFER TO L.No.0E12-L0 0E13-L0 AND 0E14-L	0	0
020	04810-00120	RING	2				0.001	0.0022
030	01153-50895	BOLT	3				0.035	0.077
040	04512-50080	WASHER SPRING	3				0.001	0.0022
050	67401-36220	HOLDER FEED BACK	1				0.11	0.242
060	01123-50822	BOLT	2				0.012	0.0264
070	67176-36953	ROD FEED BACK	1				0.07	0.154
080	67401-36240	ROD FEED BACK	1				0.025	0.055
090	02112-50080	NUT	2				0.003	0.0066
100	04012-50080	WASHER PLAIN	2				0.001	0.0022
110	05511-50218	PIN SPLIT	2				0.001	0.0022
120	32701-38800	ASSY GUIDE LEVER	1				0.5	1.1
130	32701-38810	GUIDE LEVER	1				0.64	1.408
140	67531-38830	STOPPER	2				0.01	0.022
150	67531-38840	STOPPER	2				0.005	0.011
160	02810-50060	NUT WING	2				0.009	0.0198
170	04512-50060	WASHER SPRING	2				0	0
180	01123-50818	BOLT	3				0.012	0.0264
190	04013-50080	WASHER PLAIN	3				0	0
200	34350-36890	GRIP LEVER	1				0.016	0.0352
210	01123-51035	BOLT	8				0.025	0.055
220	01123-51040	BOLT	1				0.03	0.066
230	04512-50100	WASHER SPRING	4				0	0
240	02118-50100	NUT	4				0.005	0.011
250	05012-00818	PIN STRAIGHT	2				0.008	0.0176
260	67111-36220	GASKET	1				0	0
270	67111-36910	PLATE HYD.ARM	1				0.22	0.484
280	01123-50822	BOLT	2				0.012	0.0264

CONTROL VALVE 1 [COMPONENT PARTS]



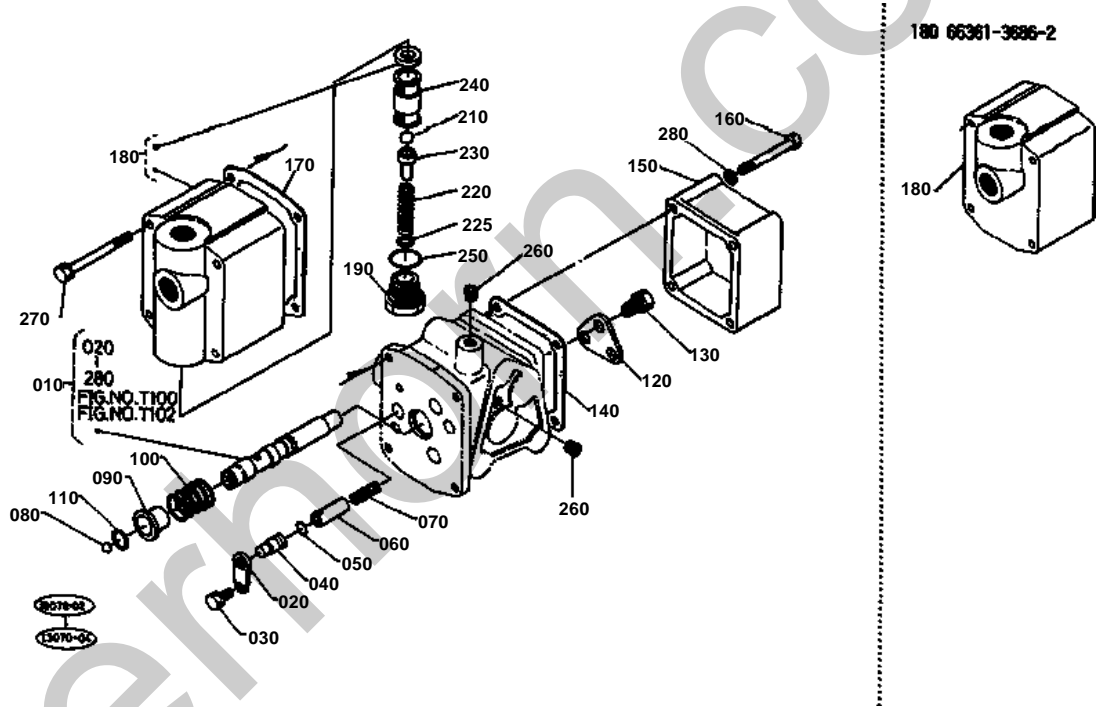


CONTROL VALVE 1 [COMPONENT PARTS]

↔ Interchangeable; ≠ not interchangeable; ← new for old; → old for new

REF.No	Part No.	Description	Q'ty	S.No.	I/C	REMARKS	Weight (kgf)	Weight (lb)
010	66361-37200	ASSY VALVE CONTROL	1	≤50793			0	0
010	32701-36200	ASSY VALVE CONTROL	1	≥50794	←		0	0
010	32701-36202	ASSY VALVE CONTROL	1	≥51248	←		0	0
020	67156-36520	POPPET	1				0.022	0.0484
030	67156-36530	SPRING	1				0.005	0.011
040	04811-00120	RING	2				0.001	0.0022
050	67156-36540	PLUG	1				0.039	0.0858
060	02014-50060	NUT	1				0.003	0.0066
070	67156-36550	RETAINER ROD	1				0.001	0.0022
080	67156-36560	PLUG	1				0.001	0.0022
090	04811-06100	RING	1				0.001	0.0022
100	67156-36570	POPPET	1				0.022	0.0484
110	67156-36580	SPRING	1				0.008	0.0176
120	04811-00050	RING	1				0.001	0.0022
130	67159-36590	RING BACK UP	1				0	0
140	67156-36610	SEAT VALVE	1				0.01	0.022
150	67156-36620	POPPET	1				0.002	0.0044
160	67156-36630	SPRING RELIEF	1				0.013	0.0286
170	67156-36640	COLLAR	1				0.02	0.044
180	67156-36650	SCREW ADJUSTING	1				0.015	0.033
190	67156-36660	SHIM ADJUSTING	1			0.3MM	0.001	0.0022
190	67156-36670	SHIM ADJUSTING	1			0.8MM	0.002	0.0044
190	67156-36680	SHIM ADJUSTING	1			0.2MM	0.001	0.0022
200	67156-36690	PLUG	1				0.055	0.121
210	04810-00090	RING	1				0.001	0.0022
220	67156-36710	POPPET	1				0.015	0.033
230	04811-00110	RING	1				0.001	0.0022
240	66361-36990	PIPE	1				0.01	0.022
250	03410-50616	SCREW SET	1				0.005	0.011
260	04811-00110	RING	1				0.001	0.0022

CONTROL VALVE 2 [COMPONENT PARTS]



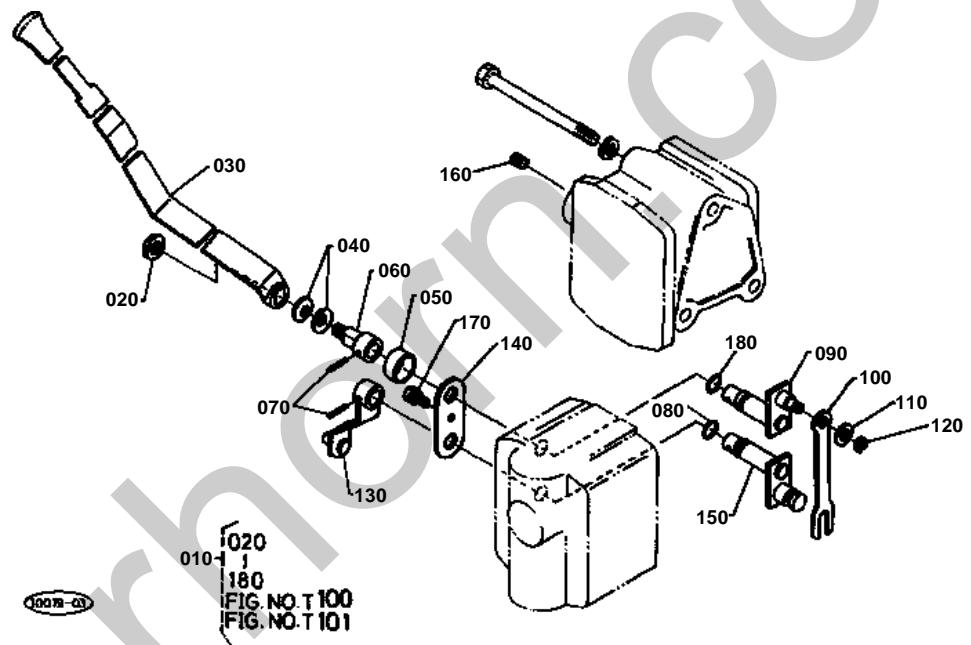


CONTROL VALVE 2 [COMPONENT PARTS]

↔ Interchangeable; ≠ not interchangeable; ← new for old; → old for new

REF.No	Part No.	Description	Q'ty	S.No.	I/C	REMARKS	Weight (kgf)	Weight (lb)
010	66361-37200	ASSY VALVE CONTROL	1	≤50793			0	0
010	32701-36200	ASSY VALVE CONTROL	1	≥50794	←		0	0
010	32701-36202	ASSY VALVE CONTROL	1	≥51248	←		0	0
020	67156-36730	PLATE	1				0.1	0.22
030	01202-50610	BOLT	1				0.004	0.0088
040	67156-36740	COVER	1				0.015	0.033
050	04811-00070	RING	1				0.001	0.0022
060	66361-36750	POPPET	1				0.02	0.044
070	67156-36760	SPRING	1				0.004	0.0088
080	07715-03211	BALL	1				0.003	0.0066
090	67156-36780	COLLAR	1				0.01	0.022
100	67156-36790	SPRING SPOOL	1				0.01	0.022
110	66361-36800	RING	1				0.001	0.0022
120	67156-36820	PLATE JOINT	1				0.036	0.0792
130	01123-50818	BOLT	1				0.012	0.0264
140	67156-36830	GASKET RELIEF COVER	1				0	0
150	67156-36840	COVER RELIEF	1				0.15	0.33
160	01222-50655	BOLT	4				0.012	0.0264
170	67156-36850	GASKET	1				0	0
180	66361-36862	COVER VALVE	1	≤50793			0.49	1.078
180	32701-36862	COVER VALVE	1	≥50794	≠		0.36	0.792
190	32701-36110	PLUG	1	≥50794			0.04	0.088
200	99999-99999	BLANK	0				0	0
210	07715-00803	BALL	1	≥50794			0.004	0.0088
220	32701-36130	SPRING	1	≥50794			0.02	0.044
225	67156-36660	SHIM ADJUSTING	1	≥50794		0.3MM	0.001	0.0022
225	67156-36670	SHIM ADJUSTING	1	≥50794		0.8MM	0.002	0.0044
225	67156-36680	SHIM ADJUSTING	1	≥50794		0.2MM	0.001	0.0022
230	66611-36222	STOPPER SPRING	1	≥50794			0.008	0.0176
240	32701-36140	COLLAR	1	≥50794			0.025	0.055
240	32701-36142	COLLAR	1	≥51248	←		0	0
250	04811-00180	O RING	1	≥50794			0.001	0.0022
260	32701-36150	PLUG	2	≥50794			0.005	0.011
270	01202-50665	BOLT	4				0.02	0.044
280	04512-50060	WASHER SPRING	4				0	0

CONTROL VALVE 3 [COMPONENT PARTS]



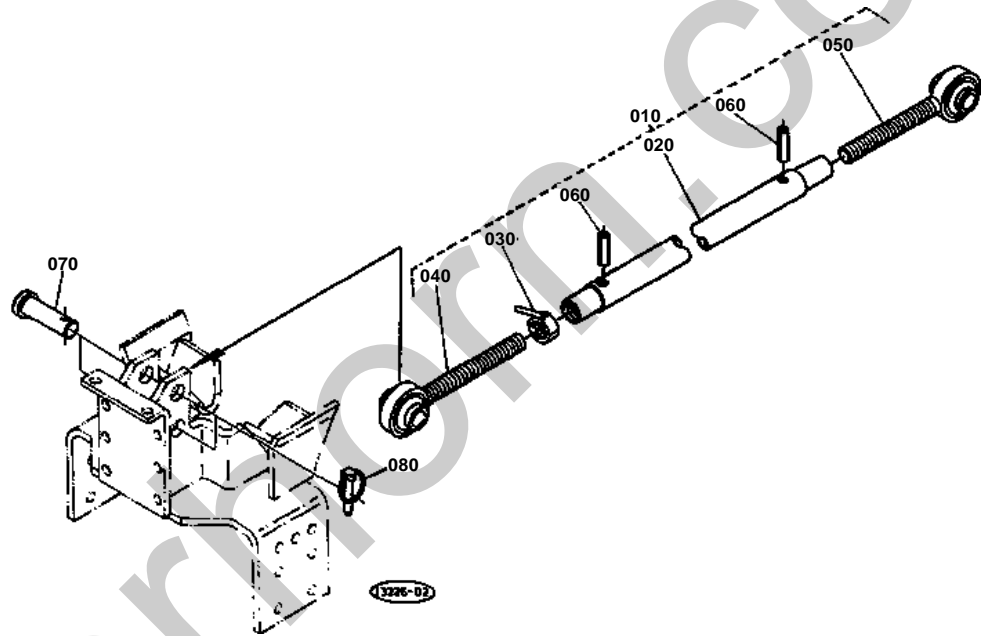


CONTROL VALVE 3 [COMPONENT PARTS]

↔ Interchangeable; ≠ not interchangeable; ← new for old; → old for new

REF.No	Part No.	Description	Q'ty	S.No.	I/C	REMARKS	Weight (kgf)	Weight (lb)
010	66361-37200	ASSY VALVE CONTROL	1	<=50793			0	0
010	32701-36200	ASSY VALVE CONTROL	1	>=50794	←		0	0
010	32701-36202	ASSY VALVE CONTROL	1	>=51248	←		0	0
020	67156-36870	U-NUT	1	<=50749			0	0
020	67950-59140	U-NUT	1	>=50750	↔		0.01	0.022
030	66361-38643	LEVER CONTROL	1				0.26	0.572
040	67156-36890	WASHER SPRING	2				0	0
050	67156-36910	COLLAR	1				0.013	0.0286
060	67156-36920	SHAFT CONTROL ARM	1				0.02	0.044
070	05411-00516	PIN SPRING	2				0.002	0.0044
080	04811-00090	RING	1				0.001	0.0022
090	67156-36932	SHAFT CONTROL LEVER	1				0.065	0.143
100	66361-36940	LEVER SPOOL DRIVE	1				0.04	0.088
110	04012-50060	WASHER PLAIN	1				0.001	0.0022
120	04613-00050	CIR-CLIP EXTERNAL	1				0	0
130	67156-36952	ARM FEED BACK	1				0.06	0.132
140	67156-36960	PLATE	1				0	0
150	67156-36970	SHAFT BACK LEVER	1				0.054	0.1188
160	67156-36980	PLUG SCREW	4				0.004	0.0088
170	01202-50612	BOLT	1				0.005	0.011
180	04811-00110	RING	1				0.001	0.0022

TOP LINK



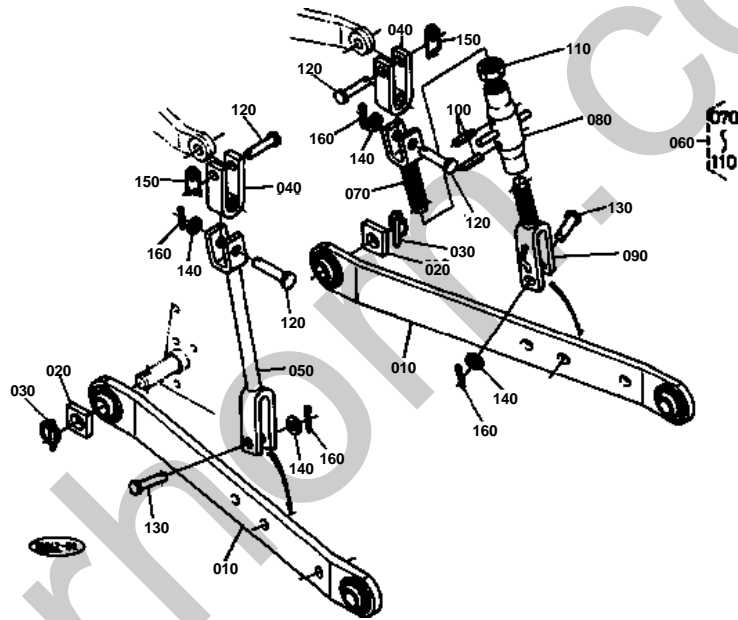


TOP LINK

↔ Interchangeable; ≠ not interchangeable; ← new for old; → old for new

REF.No	Part No.	Description	Q'ty	S.No.	I/C	REMARKS	Weight (kgf)	Weight (lb)
010	67800-71600	ASSY LINK TOP	1				1.08	2.376
020	67800-71610	LINK TOP	1				1.05	2.31
030	38247-71180	NUT TOP LINK	1				0.06	0.132
040	38247-71210	JOINT TOP LINK RH	1				0.76	1.672
050	38247-71220	JOINT TOP LINK LH	1				0.8	1.76
060	05411-00422	PIN SPRING	2				0.001	0.0022
070	31150-71360	PIN JOINT	2				0.166	0.3652
080	34150-37640	PIN SET	2				0.06	0.132

LOWER LINK / LIFT ROD



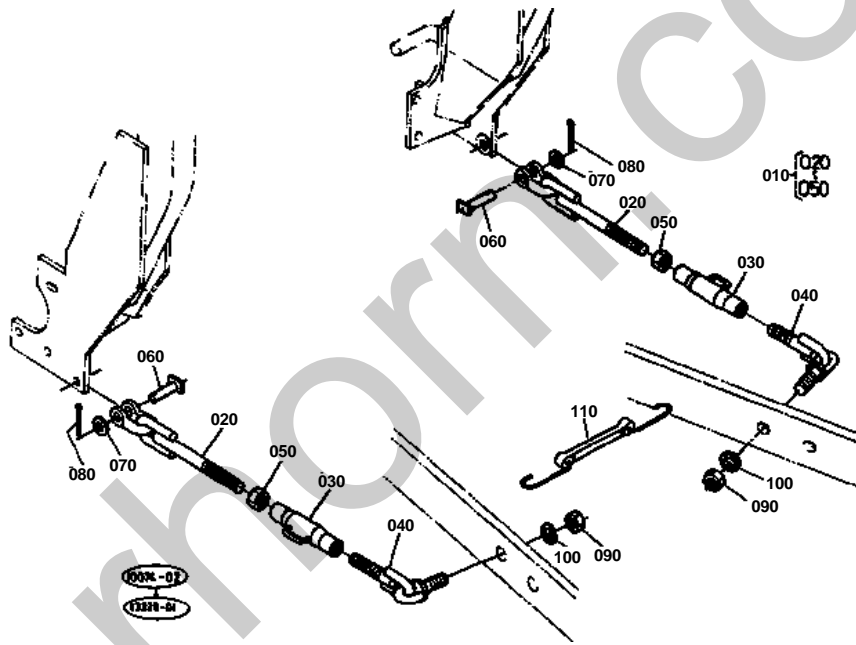


LOWER LINK / LIFT ROD

↔ Interchangeable; ≠ not interchangeable; ← new for old; → old for new

REF.No	Part No.	Description	Q'ty	S.No.	I/C	REMARKS	Weight (kgf)	Weight (lb)
010	67800-71214	LINK LOWER	2				5.07	11.154
020	67800-71220	SPACER	2				0.06	0.132
030	34150-37640	PIN SET	4				0.06	0.132
040	67800-71310	JOINT LIFT ROD	2				0.425	0.935
050	32701-71320	ROD LIFT LH	1				1.2	2.64
060	32701-71300	ASSY ROD LIFT RH	1				1.68	3.696
070	67800-71330	ROD LIFT UPPER	1				0.47	1.034
080	67800-71340	ROD LIFT MIDDLE	1				0.5	1.1
090	32701-71350	ROD LIFT LOWER	1				0.6	1.32
100	05411-00422	PIN SPRING	2				0.001	0.0022
110	02054-50200	NUT	1				0.06	0.132
120	05122-51455	PIN JOINT	4				0.068	0.1496
130	05122-51450	PIN JOINT	2				0.012	0.0264
140	04011-50140	WASHER PLAIN	4				0.007	0.0154
150	66713-34340	PIN SET	2				0.013	0.0286
160	05511-50425	PIN SPLIT	4				0.003	0.0066

CHECK CHAIN



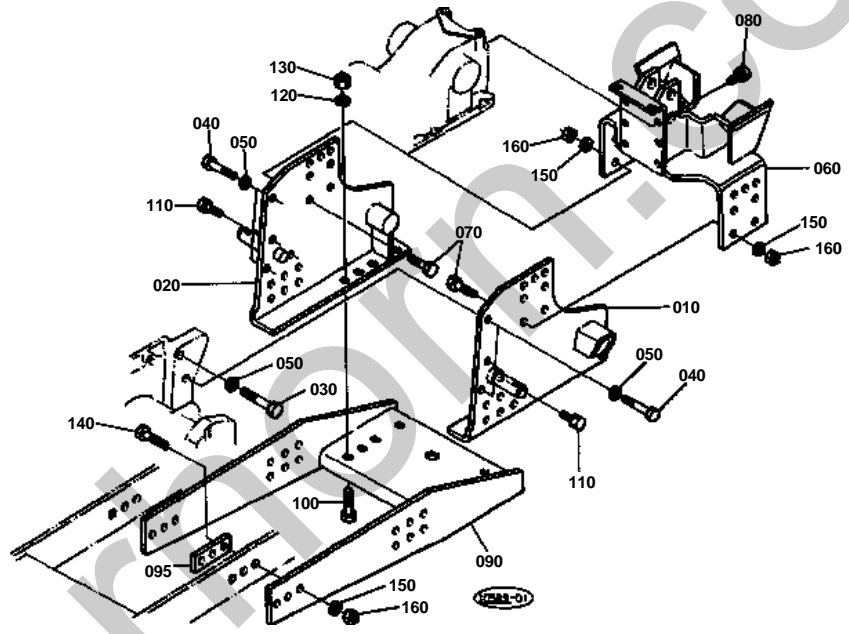


CHECK CHAIN

↔ Interchangeable; ≠ not interchangeable; ← new for old; → old for new

REF.No	Part No.	Description	Q'ty	S.No.	I/C	REMARKS	Weight (kgf)	Weight (lb)
010	67830-71500	ASSY CHAIN CHECK	2				0.73	1.606
020	67830-71510	JOINT CHAIN	2				0.22	0.484
030	99511-22840	TURNBUCKLE	2				0.178	0.3916
040	67830-71820	JOINT CHAIN	2				0.275	0.605
050	02054-50140	NUT	2				0.023	0.0506
060	99571-22820	PIN	2				0.03	0.066
070	04011-50100	WASHER PLAIN	2				0.002	0.0044
080	05511-50318	PIN SPLIT	2				0.001	0.0022
090	02074-50160	NUT	2				0.029	0.0638
100	04512-50160	WASHER SPRING	2				0	0
110	38187-71750	COMP.RUBBER	1				0	0

TOP LINK BRACKET



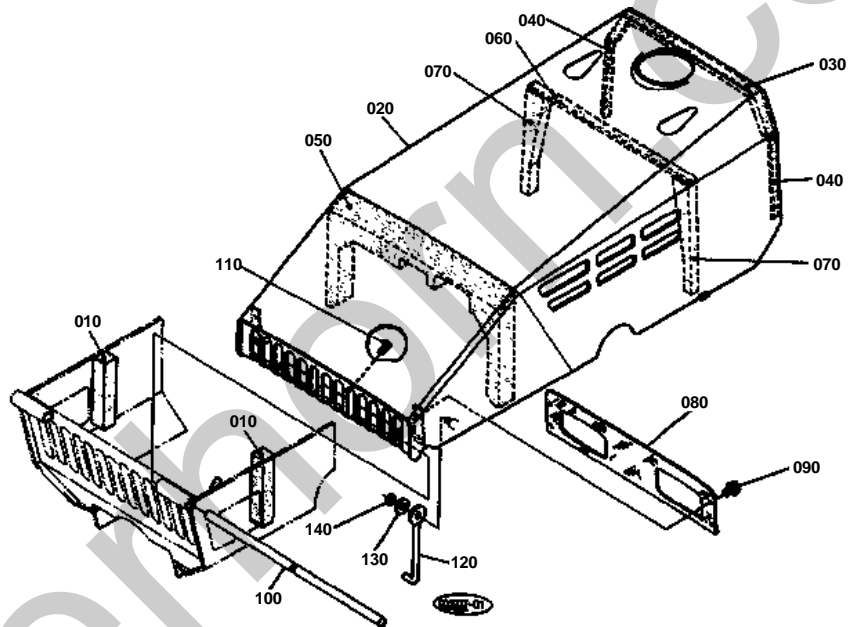


TOP LINK BRACKET

↔ Interchangeable; ≠ not interchangeable; ← new for old; → old for new

REF.No	Part No.	Description	Q'ty	S.No.	I/C	REMARKS	Weight (kgf)	Weight (lb)
010	32701-25412	PLATE SIDE LH	1				7.5	16.5
020	32701-25422	PLATE SIDE RH	1				7.55	16.61
030	01153-51265	BOLT	2				0.065	0.143
040	01153-51275	BOLT	6				0.075	0.165
050	04512-50120	WASHER SPRING	8				0	0
060	32701-25450	BRACKET TOP LINK	1				9.4	20.68
070	32701-27460	BOLT	14				0.045	0.099
080	01123-51025	BOLT	6				0.02	0.044
090	32701-29313	PLATE LOWER	1				12.27	26.994
095	32701-29320	SPACER	2				0.12	0.264
100	01779-51435	BOLT UBS	8				0.07	0.154
110	01123-51230	BOLT	2				0.04	0.088
120	04512-50140	WASHER SPRING	8				0	0
130	02076-50140	NUT	8				0.022	0.0484
140	01779-51240	BOLT UBS	6				0.054	0.1188
150	04512-50120	WASHER SPRING	20				0	0
160	02076-50120	NUT	20				0.015	0.033

HOOD (BONNET)



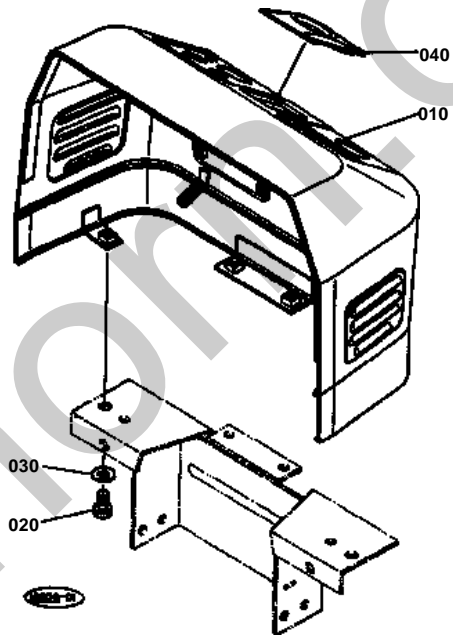


HOOD (BONNET)

↔ Interchangeable; ≠ not interchangeable; ← new for old; → old for new

REF.No	Part No.	Description	Q'ty	S.No.	I/C	REMARKS	Weight (kgf)	Weight (lb)
010	32701-54520	BLOCK DUSTPROOF	2				0.007	0.0154
020	32701-54100	COMP.BONNET	1				18	39.6
030	66021-54150	CUSHION UPPER	1				0.08	0.176
040	32701-55520	TAPE SOFT SIDE	2				0.03	0.066
050	32701-54140	BLOCK DUSTPROOF	1				0.045	0.099
060	32701-54850	TAPE	1				0.01	0.022
070	32701-54530	BLOCK DUSTHEAT	2				0.008	0.0176
080	32701-54210	NET FRONT GRILLE	1				0.1	0.22
090	01754-50610	BOLT FLANGE	4				0.006	0.0132
100	32701-54260	SHAFT HINGE	1				0.65	1.43
110	03017-50610	SCREW PAN HEAD	1				0.004	0.0088
120	32701-54270	LINK	1				0.09	0.198
130	04011-50120	WASHER PLAIN	1				0.005	0.011
140	04613-00100	CIR-CLIP EXTERNAL	1				0.001	0.0022

HOOD COVER REAR



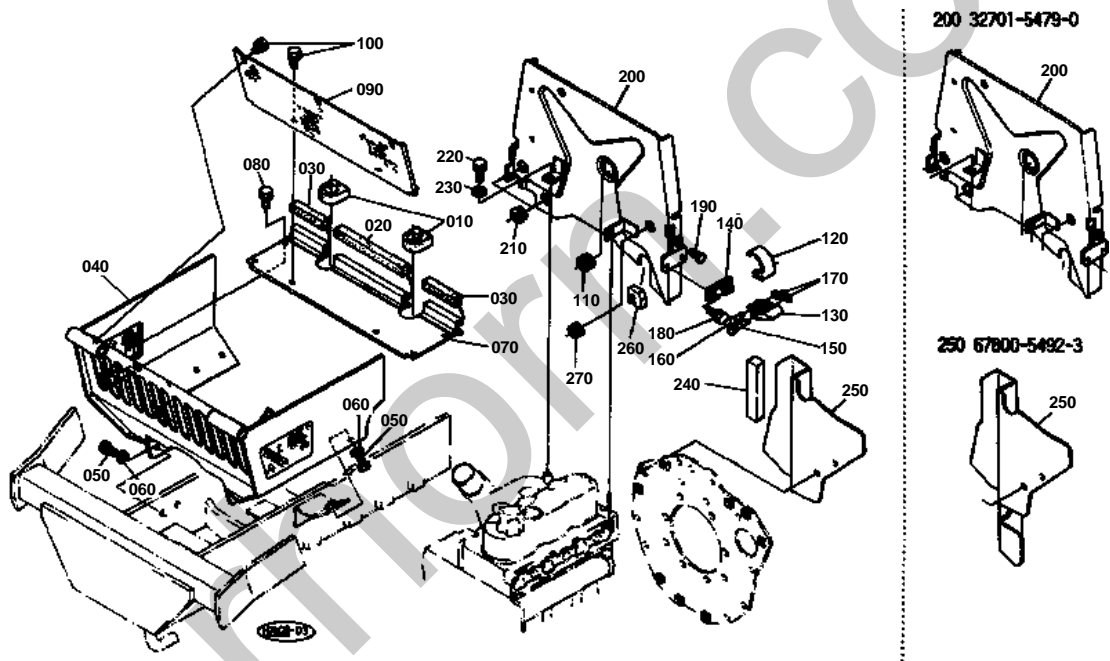


HOOD COVER REAR

↔ Interchangeable; ≠ not interchangeable; ← new for old; → old for new

REF.No	Part No.	Description	Q'ty	S.No.	I/C	REMARKS	Weight (kgf)	Weight (lb)
010	32701-54960	COMP.PANEL GAUGE	1				2.2	4.84
020	01123-50816	BOLT	4				0.011	0.0242
030	04013-50080	WASHER PLAIN	4				0	0
040	32701-54950	COVER STEERING POST	1				0.05	0.11

FRONT GRILLE

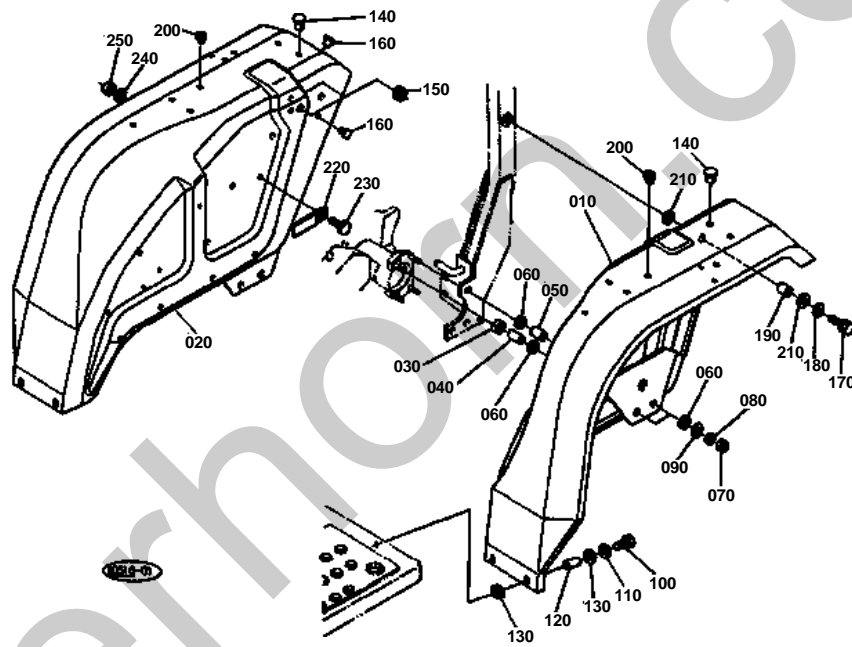




FRONT GRILLE

↔ Interchangeable; ≠ not interchangeable; ← new for old; → old for new

REF.No	Part No.	Description	Q'ty	S.No.	I/C	REMARKS	Weight (kgf)	Weight (lb)
010	66301-53540	RING	2				0.007	0.0154
020	66301-53580	TAPE DUSTPROOF	1				0.007	0.0154
030	66301-53590	TAPE DUSTPROOF	2				0.005	0.011
040	32701-51360	COMP.GRILLE FRONT	1				8.2	18.04
050	01173-51025	BOLT	6				0.021	0.0462
060	04512-50100	WASHER SPRING	6				0	0
070	32701-53530	COVER DUSTPROOF	1				0.6	1.32
080	01754-50610	BOLT FLANGE	4				0.006	0.0132
090	32701-51370	NET FRONT GRILLE	1				0.22	0.484
100	01754-50610	BOLT FLANGE	5				0.006	0.0132
110	36530-04870	RUBBER	1				0.005	0.011
120	67950-53610	HOOK BONNET	2				0.02	0.044
130	67950-53620	LEVER HOOK	2				0.01	0.022
140	32701-53630	FULCRUM HOOK	2				0.03	0.066
150	67950-53640	PIN FULCRUM A	2				0.01	0.022
160	67950-53650	PIN FULCRUM B	2				0.01	0.022
170	04613-00040	CIR-CLIP EXTERNAL	4				0	0
180	01754-50612	BOLT FLANGE	4				0.005	0.011
190	38240-29870	CUSHION	2				0.004	0.0088
200	32701-54790	PLATE SHUTTER	1	<=50585			1.32	2.904
200	32701-54793	PLATE SHUTTER	1	>=50586	→		1.5	3.3
210	67211-54620	CUSHION	2				0.01	0.022
220	01123-50818	BOLT	1				0.012	0.0264
230	04013-50080	WASHER PLAIN	1				0	0
240	67800-54590	TAPE	1				0.003	0.0066
250	67800-54923	PLATE RH	1	<=51483			0.155	0.341
250	32701-54920	PLATE RH	1	>=51484	←		0.15	0.33
260	67800-54630	TAPE	1				0.005	0.011
270	32150-29180	CAP RUBBER	1				0.002	0.0044

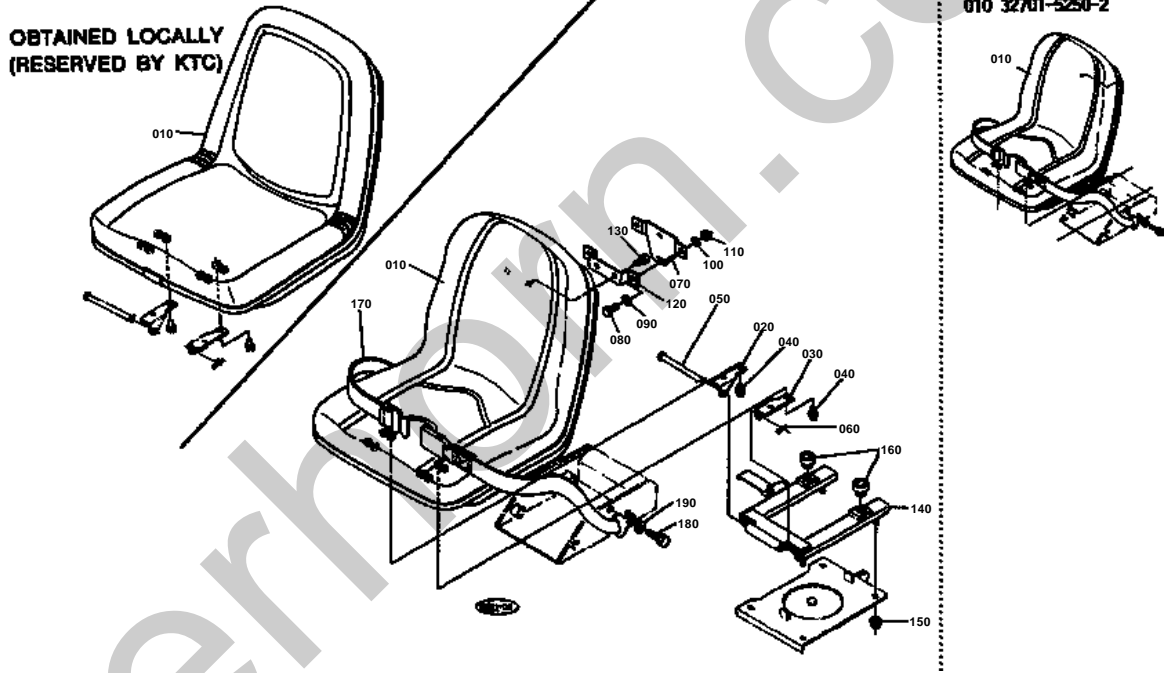




FENDER

↔ Interchangeable; ≠ not interchangeable; ← new for old; → old for new

REF.No	Part No.	Description	Q'ty	S.No.	I/C	REMARKS	Weight (kgf)	Weight (lb)
010	32701-52110	COMP.FENDER LH	1				7.4	16.28
020	32701-52120	COMP.FENDER RH	1				7.4	16.28
030	67800-52140	SPACER	2				0.045	0.099
040	67800-52150	COLLAR	2				0.021	0.0462
050	66418-52150	COLLAR	2				0.014	0.0308
060	67111-52160	CUSHION	8				0.003	0.0066
070	02174-50120	NUT	4				0.01	0.022
080	04512-50120	WASHER SPRING	4				0	0
090	04015-50120	WASHER PLAIN	4				0	0
100	01123-50830	BOLT	4				0.015	0.033
110	04015-50080	WASHER PLAIN	4				0	0
120	37300-35140	SPACER	4				0.006	0.0132
130	67111-52160	CUSHION	8				0.003	0.0066
140	38240-29290	PLUG	4				0.001	0.0022
150	32150-29180	CAP RUBBER	2				0.002	0.0044
160	38240-29570	PLUG	9				0.001	0.0022
170	01133-51035	BOLT	2				0.03	0.066
180	04015-50100	WASHER PLAIN	2				0.016	0.0352
190	32530-29940	SPACER	2				0.01	0.022
200	32701-52150	PLUG	2				0.01	0.022
210	38240-18640	CUSHION	4				0.01	0.022
220	15241-67570	CLAMP CORD	1				0.003	0.0066
230	01754-50612	BOLT FLANGE	1				0.005	0.011
240	04512-50060	WASHER SPRING	1				0	0
250	02014-50060	NUT	1				0.003	0.0066

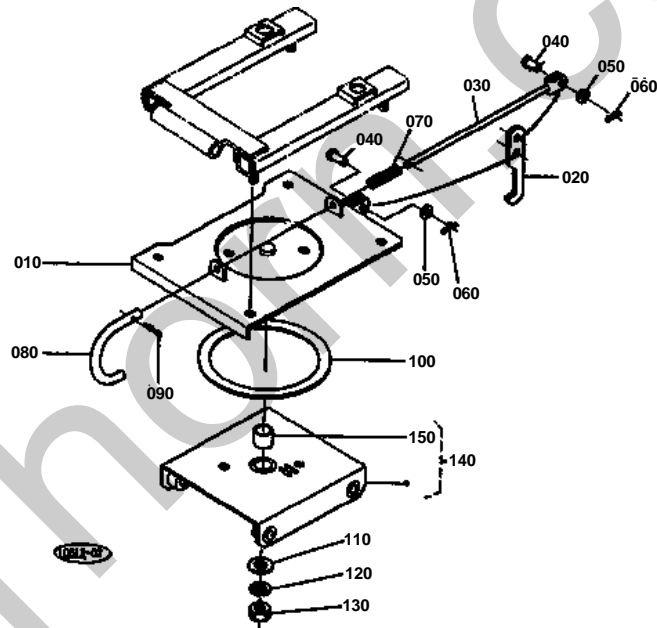


**SEAT**

↔ Interchangeable; ≠ not interchangeable; ← new for old; → old for new

REF.No	Part No.	Description	Q'ty	S.No.	I/C	REMARKS	Weight (kgf)	Weight (lb)
010	32701-52502	SEAT	1	<=50639		OBTAINED LOCALLY (RESERVED BY KTC) OBTAINED LOCALLY (RESERVED BY KTC) EXCEPT [A]	0	0
010	35080-18400	ASSY SEAT	1	>=50640	↔		0	0
010	32420-72962	SEAT	1				8	17.6
020	32430-18450	BRACKET SEAT RH	1				0.08	0.176
030	32430-18460	BRACKET SEAT LH	1				0.08	0.176
040	01754-50816	BOLT FLANGE	4				0.011	0.0242
050	32430-11850	PIN JOINT	1	<=50585			0.08	0.176
050	32430-11853	PIN JOINT	1	>=50586	←		0.08	0.176
060	05525-51000	PIN SNAP	1				0	0
070	66416-54950	BRACKET SMV	1	<=50639			0	0
070	66704-54952	BRACKET SMV	1	>=50640	←		0.15	0.33
080	01053-50610	BOLT	2	<=50969			0.004	0.0088
080	01053-50616	BOLT	2	>=50970	←		0.005	0.011
090	04013-50060	WASHER PLAIN	2				0	0
100	04512-50060	WASHER SPRING	2				0	0
110	02014-50060	NUT	2				0.003	0.0066
120	66416-45920	STAY	1	<=50639			0	0
120	67401-45922	STAY	1	>=50640	←		0.08	0.176
130	01123-50816	BOLT	2				0.011	0.0242
140	32430-18430	COMP ADJUSTER SEAT	1				0	0
150	02771-50100	NUT FLANGE	4				0	0
160	32160-18440	RUBBER CUSHION	2				0.013	0.0286
170	32530-18550	ASSY BELT SEAT	1				0.48	1.056
180	01133-51020	BOLT	2				0.02	0.044
190	04013-50100	WASHER PLAIN	2				0	0

SEAT TURN TABLE



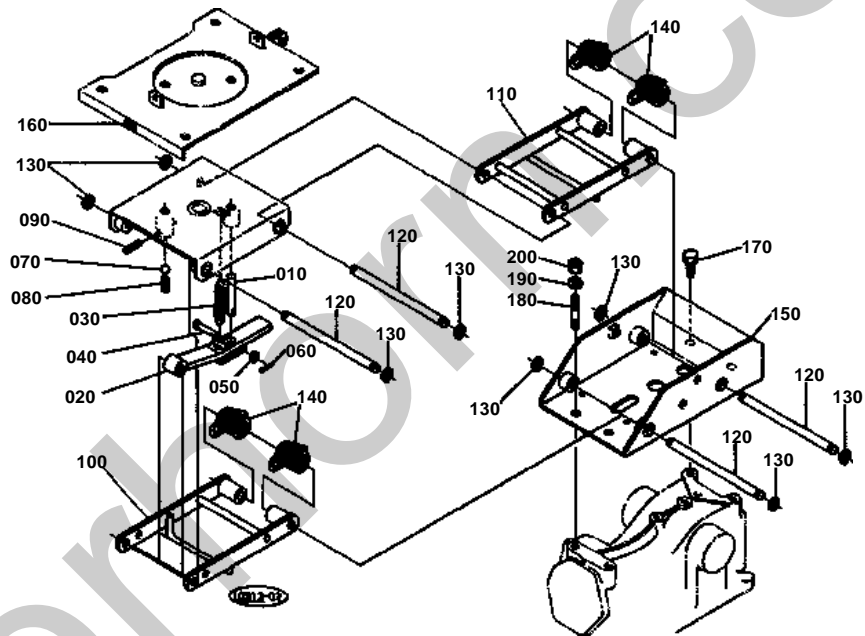


SEAT TURN TABLE

↔ Interchangeable; ≠ not interchangeable; ← new for old; → old for new

REF.No	Part No.	Description	Q'ty	S.No.	I/C	REMARKS	Weight (kgf)	Weight (lb)
010	32701-52713	TABLE SEAT TURN	1				1.65	3.63
020	32701-52720	LEVER CLAMP	1				0.1	0.22
030	32701-52730	HOLDER CLAMP	1				0.14	0.308
040	05122-50820	PIN JOINT	2				0.009	0.0198
050	04013-50080	WASHER PLAIN	2				0	0
060	05515-50800	PIN SNAP	2				0	0
070	31391-33860	SPRING LIGHT	1				0.005	0.011
080	32701-52750	HANDLE CLAMP	1				0.06	0.132
090	05525-51000	PIN SNAP	1				0	0
100	32701-52760	RING SEAT	1				0.02	0.044
110	04013-50140	WASHER PLAIN	1				0	0
120	04512-50140	WASHER SPRING	1				0	0
130	02174-50140	NUT	1				0.014	0.0308
140	32701-52770	ASSY BRACKET	1				1.48	3.256
150	08511-02015	BUSH	1				0.011	0.0242

SEAT BASE

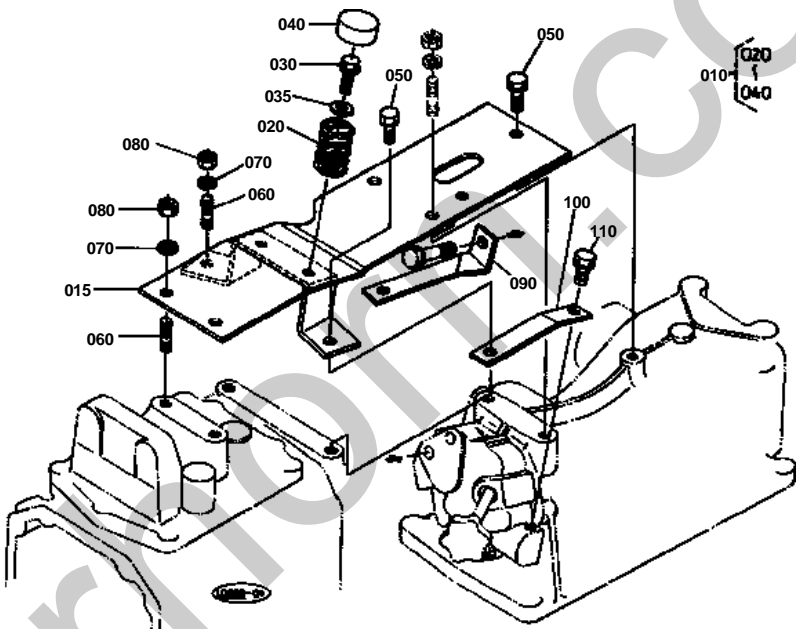


**SEAT BASE**

↔ Interchangeable; ≠ not interchangeable; ← new for old; → old for new

REF.No	Part No.	Description	Q'ty	S.No.	I/C	REMARKS	Weight (kgf)	Weight (lb)
010	32701-52793	PIN LOCK	1				0.05	0.11
020	32701-52800	LEVER LOCK PIN	1				0.3	0.66
030	35370-14840	SPRING	1				0.005	0.011
040	05122-50530	PIN JOINT	1				0.005	0.011
050	04013-50050	WASHER PLAIN	1				0	0
060	05511-51210	PIN SPLIT	1				0.001	0.0022
070	07715-03219	BALL	1				0.014	0.0308
080	67156-18150	SPRING SHIFT FORK	1				0.003	0.0066
090	05411-00325	PIN SPRING	1				0.001	0.0022
100	32701-52820	LINK	1				1	2.2
110	32701-52830	LINK	1				0.85	1.87
120	32701-52840	PIN FULCRUM	4				0.17	0.374
130	04613-00100	CIR-CLIP EXTERNAL	8				0.001	0.0022
140	32701-52850	SPRING	4				0.075	0.165
150	32701-52862	COMP.BASE SEAT	1				2.6	5.72
160	32701-47610	LABE SEAT LOCK	1				0.002	0.0044
170	01123-51035	BOLT	2				0.025	0.055
180	01554-51030	STUD	2				0.02	0.044
190	04512-50100	WASHER SPRING	2				0	0
200	02118-50100	NUT	2				0.005	0.011

SEAT PLATE

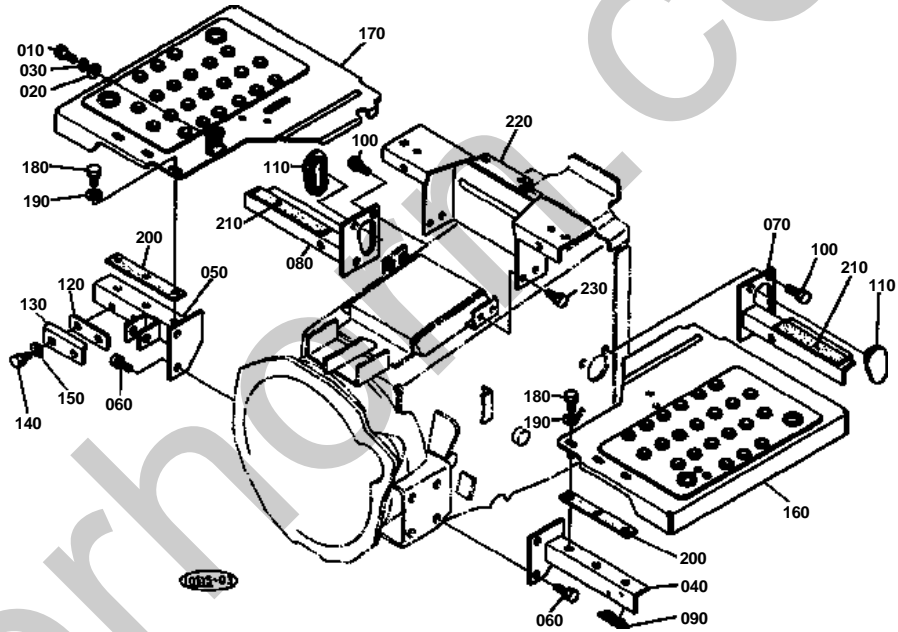




SEAT PLATE

↔ Interchangeable; ≠ not interchangeable; ← new for old; → old for new

REF.No	Part No.	Description	Q'ty	S.No.	I/C	REMARKS	Weight (kgf)	Weight (lb)
010	32701-52600	ASSY PLATE	1				0	0
015	32701-52610	PLATE	1				2.1	4.62
020	66301-52810	SPRING.SEAT	2				0.12	0.264
030	01123-50830	BOLT	2				0.015	0.033
035	04015-50080	WASHER PLAIN	2				0	0
040	66301-52820	CAP SPRING	2				0.04	0.088
050	01123-51030	BOLT	2				0.025	0.055
060	01554-51020	STUD	3				0.016	0.0352
070	04512-50100	WASHER SPRING	3				0	0
080	02118-50100	NUT	3				0.005	0.011
090	32701-52620	STAY	1				0.1	0.22
100	32701-52630	STAY	1				0.1	0.22
110	01123-51025	BOLT	1				0.02	0.044

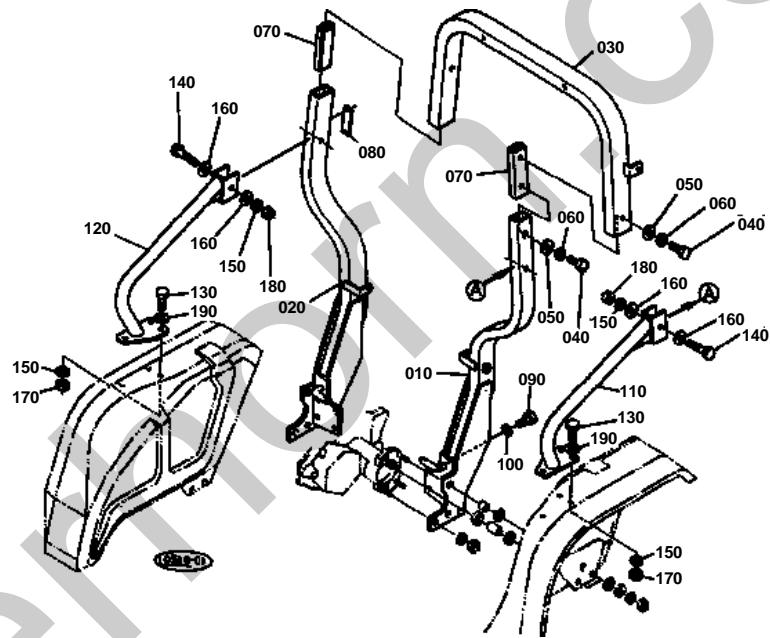




STEP

↔ Interchangeable; ≠ not interchangeable; ← new for old; → old for new

REF.No	Part No.	Description	Q'ty	S.No.	I/C	REMARKS	Weight (kgf)	Weight (lb)
010	66301-44580	BOLT	1				0.005	0.011
020	04013-50050	WASHER PLAIN	1				0	0
030	04512-50050	WASHER SPRING	1				0	0
040	32701-51510	FRAME STEP FRONT LH	1				0.5	1.1
050	67800-51520	FRAME STEP FRONT RH	1				0.62	1.364
060	01133-51020	BOLT	4				0.02	0.044
070	66301-51530	FRAME STEP REAR LH	1				0.7	1.54
080	66301-51540	FRAME STEP REAR RH	1				0.9	1.98
090	67800-51580	CUSHION	1				0.005	0.011
100	01133-51020	BOLT	6				0.02	0.044
110	66301-51550	CAP	2				0.035	0.077
120	67111-51560	PLATE BRAKE	1				0.025	0.055
130	67111-51570	HOLDER BRAKE	1				0.025	0.055
140	01123-50825	BOLT	2				0.013	0.0286
150	04013-50080	WASHER PLAIN	2				0	0
160	67801-51610	STEP LH	1				2.4	5.28
170	66302-51620	STEP RH	1				2	4.4
180	01123-50820	BOLT	4				0.011	0.0242
190	04013-50080	WASHER PLAIN	4				0	0
200	67800-51650	CUSHION	2				0.03	0.066
210	34150-33220	CUSHION	2				0.015	0.033
220	32701-51710	SUPPORT PANEL	1	<=50585			1.3	2.86
220	32701-51713	SUPPORT PANEL	1	>=50586	≠		1.28	2.816
230	01123-50820	BOLT	4				0.011	0.0242

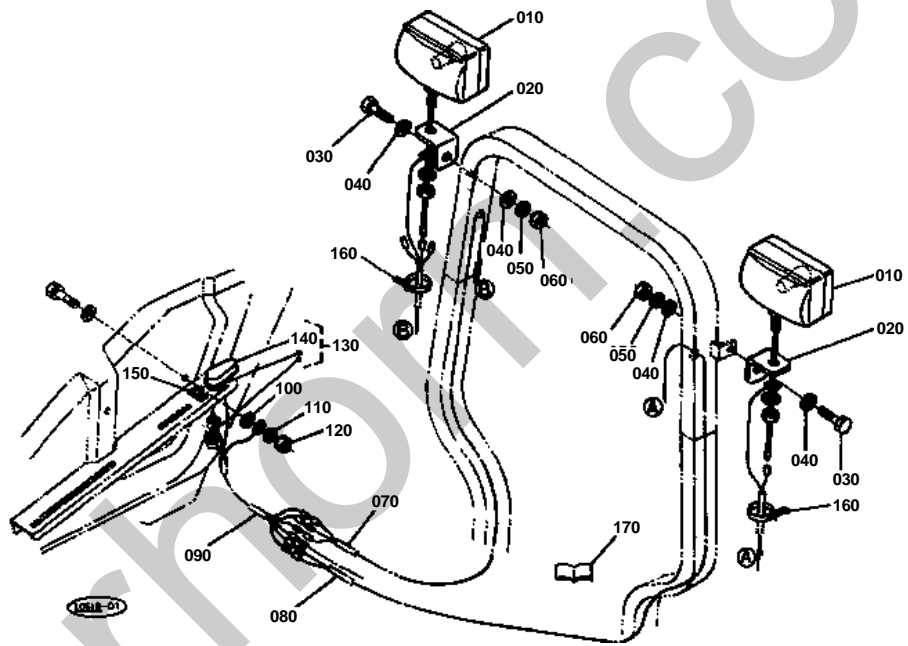


**ROPS**

↔ Interchangeable; ≠ not interchangeable; ← new for old; → old for new

REF.No	Part No.	Description	Q'ty	S.No.	I/C	REMARKS	Weight (kgf)	Weight (lb)
010	32701-72110	FRAME ROPS LH	1				17	37.4
020	32701-72120	FRAME ROPS RH	1				17	37.4
030	32701-72140	FRAME ROPS	1				12	26.4
040	01176-51430	BOLT	4				0.052	0.1144
050	04015-50140	WASHER PLAIN	4				0	0
060	04512-50140	WASHER SPRING	4				0	0
070	66418-72130	SUPPORT JOINT	2				1.18	2.596
080	32701-72160	NAME PLATE ROPS	1				0.005	0.011
090	01156-51230	BOLT	8				0.037	0.0814
100	04512-50120	WASHER SPRING	8				0	0
110	32701-72210	COMP.BALUSTRIDE LH	1				18	39.6
120	32701-72220	COMP.BALUSTRIDE RH	1				18	39.6
130	01173-51230	BOLT	6				0.037	0.0814
140	01176-51275	BOLT	2				0.08	0.176
150	04512-50120	WASHER SPRING	8				0	0
160	04015-50120	WASHER PLAIN	4				0	0
170	02174-50120	NUT	6				0.01	0.022
180	02176-50120	NUT	2				0.01	0.022
190	04013-50120	WASHER PLAIN	6				0	0

REAR WORKING LIGHT [OPTION]



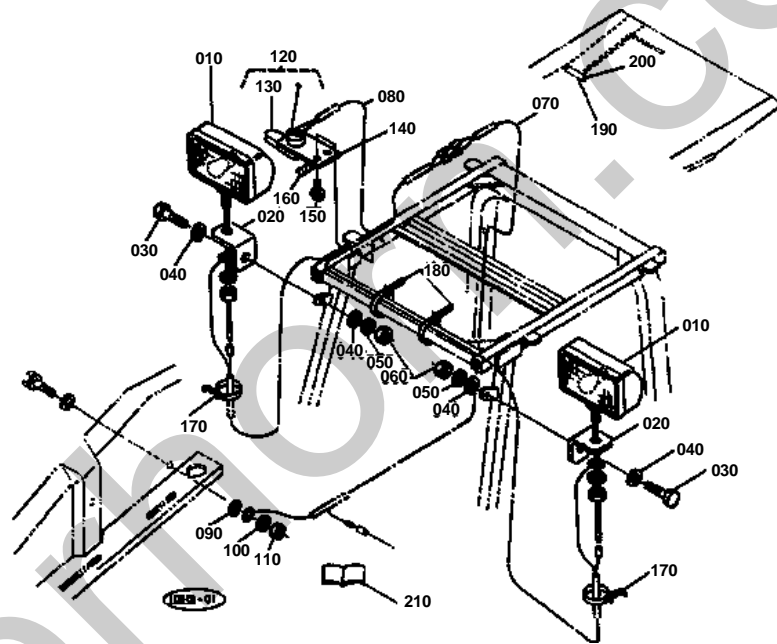


REAR WORKING LIGHT [OPTION]

↔ Interchangeable; ≠ not interchangeable; ← new for old; → old for new

REF.No	Part No.	Description	Q'ty	S.No.	I/C	REMARKS	Weight (kgf)	Weight (lb)
010	36919-75850	ASSY LIGHT WORKING	2				0.52	1.144
020	32701-96350	STAY WORKING LIGHT	2				0.1	0.22
030	01173-51230	BOLT	2				0.037	0.0814
040	04013-50120	WASHER PLAIN	4				0	0
050	04512-50120	WASHER SPRING	2				0	0
060	02174-50120	NUT	2				0.01	0.022
070	32701-96410	WIRE HARNESS	1				0.125	0.275
080	32701-96420	WIRE HARNESS	1				0.1	0.22
090	32701-96430	WIRE HARNESS	1				0.04	0.088
100	04412-50080	WASHER TOOTHED	1				0.001	0.0022
110	04512-50080	WASHER SPRING	1				0.001	0.0022
120	02114-50080	NUT	1				0.005	0.011
130	55311-41120	SWITCH LIGHT	1				0.05	0.11
140	67401-99120	ASSY KNOB LIGHT SW.	1				0.005	0.011
150	32701-96380	LABEL SWITCH	1				0.002	0.0044
160	53581-64150	BAND CORD	2				0.002	0.0044
170	32701-96390	MANUAL STRUCTURE	1				0.004	0.0088

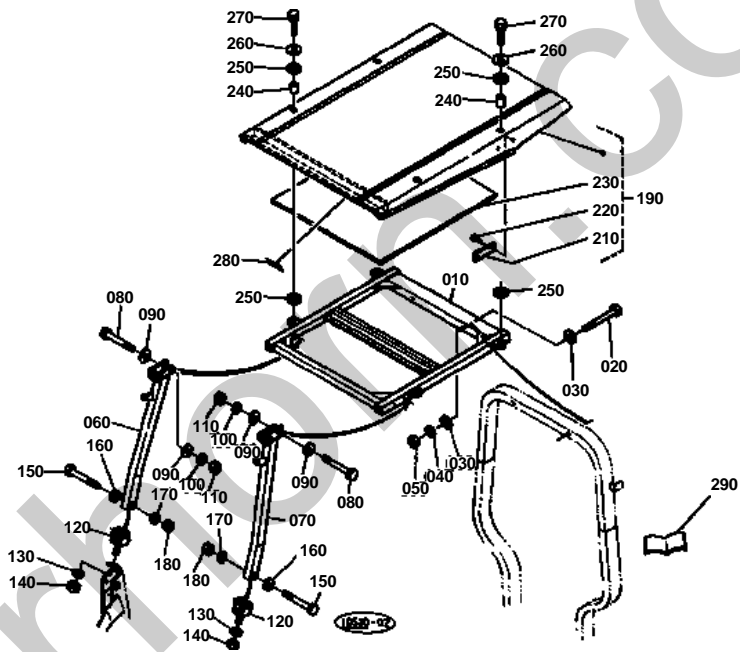
FRONT WORKING LIGHT [OPTION]



**FRONT WORKING LIGHT [OPTION]**

↔ Interchangeable; ≠ not interchangeable; ← new for old; → old for new

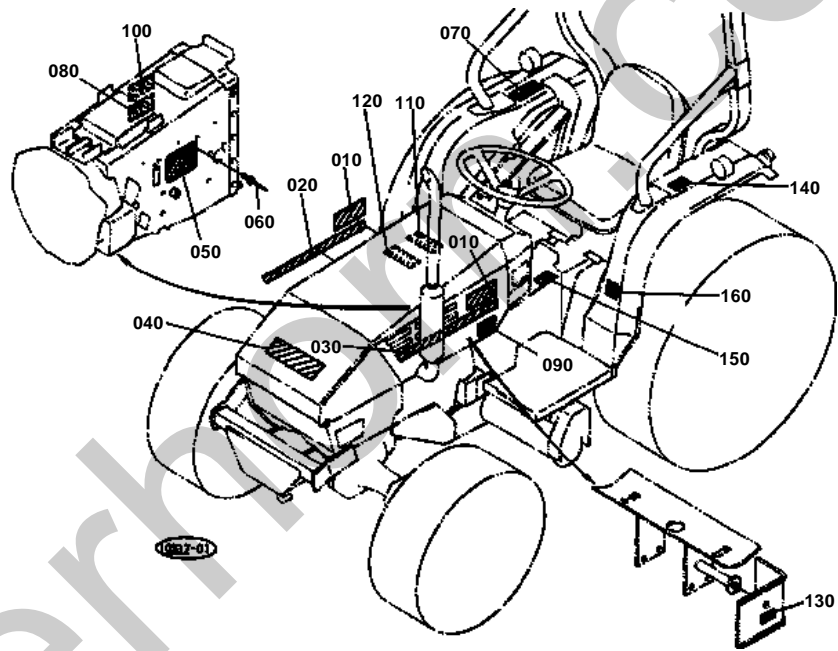
REF.No	Part No.	Description	Q'ty	S.No.	I/C	REMARKS	Weight (kgf)	Weight (lb)
010	36919-75850	ASSY LIGHT WORKING	2				0.52	1.144
020	32701-96350	STAY WORKING LIGHT	2				0.1	0.22
030	01173-51230	BOLT	2				0.037	0.0814
040	04013-50120	WASHER PLAIN	4				0	0
050	04512-50120	WASHER SPRING	2				0	0
060	02174-50120	NUT	2				0.01	0.022
070	32701-96440	WIRE HARNESS	1				0.1	0.22
080	32701-96450	WIRE HARNESS	1				0.12	0.264
090	04412-50080	WASHER TOOTHED	1				0.001	0.0022
100	04512-50080	WASHER SPRING	1				0.001	0.0022
110	02114-50080	NUT	1				0.005	0.011
120	55311-41120	SWITCH LIGHT	1				0.05	0.11
130	67401-99120	ASSY KNOB LIGHT SW.	1				0.005	0.011
140	32701-96370	BRACKET SWITCH FRONT	1				0.06	0.132
150	01754-50612	BOLT FLANGE	2				0.005	0.011
160	32701-96380	LABEL SWITCH	1				0.002	0.0044
170	53581-64150	BAND CORD	2				0.002	0.0044
180	44366-68370	BAND CORD	2				0.004	0.0088
190	32701-96460	RUBBER	1				0.01	0.022
200	32701-96470	TAPE	1				0.001	0.0022
210	32701-96490	MANUAL STRUCTURE	1				0	0



**FOPS [OPTION]**

↔ Interchangeable; ≠ not interchangeable; ← new for old; → old for new

REF.No	Part No.	Description	Q'ty	S.No.	I/C	REMARKS	Weight (kgf)	Weight (lb)
010	32701-96110	COMP.ROOF	1				16	35.2
020	01173-51202	BOLT	2				0.101	0.2222
030	04015-50120	WASHER PLAIN	4				0	0
040	04512-50120	WASHER SPRING	2				0	0
050	02174-50120	NUT	2				0.01	0.022
060	32701-96120	COMP.FRAME FRONT RH	1				3.1	6.82
070	32701-96130	COMP.FRAME FRONT LH	1				3.1	6.82
080	01173-51275	BOLT	4				0.071	0.1562
090	04015-50120	WASHER PLAIN	8				0	0
100	04512-50120	WASHER SPRING	4				0	0
110	02174-50120	NUT	4				0.01	0.022
120	32701-96140	HOLDER FRAME	2				0.4	0.88
130	04512-50140	WASHER SPRING	2				0	0
140	02174-50140	NUT	2				0.014	0.0308
150	01173-51280	BOLT	2				0.1	0.22
160	04013-50120	WASHER PLAIN	2				0	0
170	04512-50120	WASHER SPRING	2				0	0
180	02174-50120	NUT	2				0.01	0.022
190	32701-96150	COMP.FOPS	1				25	55
200	99999-99999	BLANK	0				0	0
210	32701-96170	NAME PLATE FOPS	1	<=50793			0	0
210	32701-96172	NAME PLATE FOPS	1	>=50794	←		0	0
220	05614-20306	RIVET	2				0.002	0.0044
230	32701-96180	FOPS LINING	1				0.4	0.88
240	32530-29940	SPACER	4				0.01	0.022
250	38240-18640	CUSHION	8				0.01	0.022
260	04015-50100	WASHER PLAIN	4				0.016	0.0352
270	01133-51035	BOLT	4				0.03	0.066
280	32701-96250	LABEL	1	<=50793			0	0
280	32701-96252	LABEL	1	>=50794	←		0.01	0.022
290	32701-96190	MANUAL STRUCTURE	1				0.001	0.0022

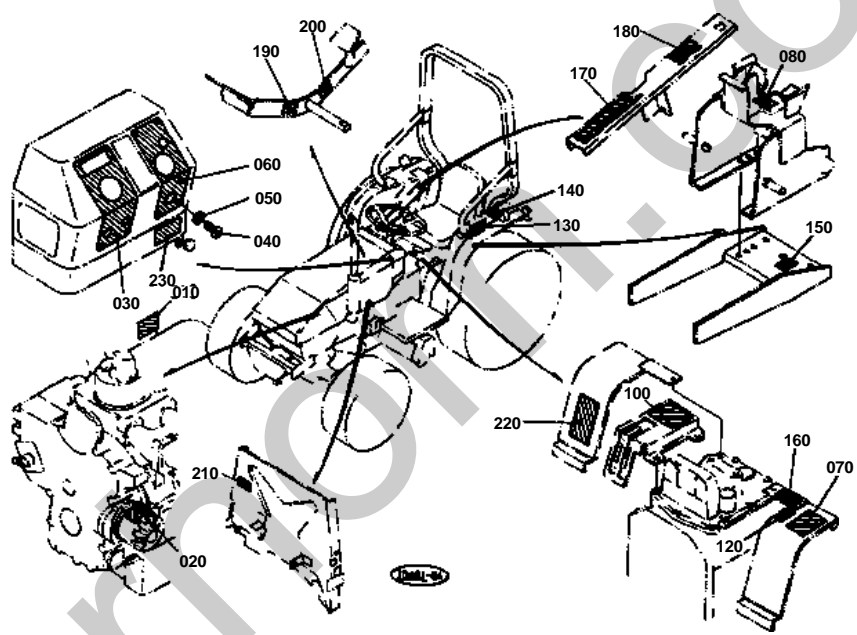




LABEL 1

↔ Interchangeable; ≠ not interchangeable; ← new for old; → old for new

REF.No	Part No.	Description	Q'ty	S.No.	I/C	REMARKS	Weight (kgf)	Weight (lb)
010	32701-47130	MARK FORM	2	≤50793			0	0
010	32701-47132	MARK FORM	2	≥50794	≠		0.02	0.044
020	32701-47110	LABEL BONNET RH	1				0.01	0.022
030	32701-47120	LABEL BONNET LH	1				0.01	0.022
040	32590-65120	MARK KUBOTA	1	≤50749			0.05	0.11
040	32590-65122	MARK KUBOTA	1	≥50750	≠		0.002	0.0044
050	32701-47460	NAME PLATE	1	≤50793			0	0
050	32701-47462	NAME PLATE	1	≥50794	≠		0.009	0.0198
060	54102-24410	RIVET	4				0.001	0.0022
070	66301-47490	LABEL SPEED	1				0.004	0.0088
080	67840-47510	LABEL HYD.OUTLET	1				0.001	0.0022
090	35820-98632	LABEL START CAUTION	1				0.003	0.0066
100	66204-47520	LABEL S-CHANGE PEDAL	1	≤50639			0.001	0.0022
100	66427-47520	LABEL S-CHANGE PEDAL	1	≥50640	←		0.005	0.011
110	15532-87220	LABEL CAUTION	1				0.01	0.022
120	15532-87230	LABEL CAUTION	1				0.002	0.0044
130	32701-47620	LABEL FUSE	1				0.001	0.0022
140	32701-47450	LABEL SEAT CAUTION	1				0	0
150	32590-65740	LABEL PTO	1				0.003	0.0066
160	32701-47440	LABEL	1				0.003	0.0066





LABEL 2

↔ Interchangeable; ≠ not interchangeable; ← new for old; → old for new

REF.No	Part No.	Description	Q'ty	S.No.	I/C	REMARKS	Weight (kgf)	Weight (lb)
010	15612-87210	LABEL CAUTION	1				0.001	0.0022
020	15372-87210	LABEL CAUTION	1				0.001	0.0022
030	67061-55320	LABEL PANEL LH	1	<=51119			0.04	0.088
030	67840-47150	LABEL GUAGE	1	>=51120	≠		0.035	0.077
040	03054-50510	SCREW PAN HEAD	6				0.003	0.0066
050	04012-50050	WASHER PLAIN	6				0.001	0.0022
060	66301-47160	LABEL PANEL RH	1				0.05	0.11
070	35260-34912	LABEL SAFETY	1	<=50639			0	0
070	35260-34913	LABEL SAFETY	1	>=50640	←		0.005	0.011
080	35200-25340	LABEL PTO	1				0.002	0.0044
090	99999-99999	BLANK	0				0	0
100	66301-47350	LABEL HI-LO SHIFT	1	<=50639			0	0
100	66429-47350	LABEL HI-LO SHIFT	1	>=50640	←		0.001	0.0022
110	99999-99999	BLANK	0				0	0
120	67810-47380	LABEL 4WD CHANGE	1	<=50639			0.001	0.0022
120	66428-47380	LABEL 4WD CHANGE	1	>=50640	←		0.001	0.0022
130	67800-47510	LABEL BATTERY	1				0.003	0.0066
140	35260-29782	LABEL ROPS CAUTION	1				0.001	0.0022
150	35260-29790	LABEL DRAWBAR	1				0.002	0.0044
160	67800-47520	LABEL HYD.LOCK	1	<=50639			0	0
160	66428-47520	LABEL HYD.LOCK	1	>=50640	←		0.001	0.0022
170	32530-65760	LABEL HYD.CONTROL	1				0.001	0.0022
180	67061-43240	LABEL SPEED SET	1				0.001	0.0022
190	66204-47530	LABEL ADVANCE	1	<=51119			0	0
190	66427-47530	LABEL ADVANCE	1	>=51120	↔		0.001	0.0022
200	66204-47540	LABEL BACK	1	<=51119			0	0
200	66427-47540	LABEL BACK	1	<=51120	↔		0.005	0.011
210	15232-88210	LABEL GLOW PLUG	1				0.001	0.0022
220	66301-47540	LABEL PARKING BRAKE	1				0.001	0.0022
230	35080-65280	LABEL KEY STOP	1	>=50750			0.001	0.0022

IMAGE NOT AVAILABLE

**ACCESSORIES AND SERVICE PARTS**

↔ Interchangeable; ≠ not interchangeable; ← new for old; → old for new

REF.No	Part No.	Description	Q'ty	S.No.	I/C	REMARKS	Weight (kgf)	Weight (lb)
010	32701-62910	MANUAL INSTRUCTION	1	≤50749			0	0
010	32701-62912	MANUAL INSTRUCTION	1	≥50750	←		0.12	0.264
020	66361-37950	FILTER OIL	1	≤50793			0	0
020	32701-37950	FILTER OIL	1	≥50794	←		0.7	1.54
030	15241-86610	WREMCH FILTER	1				0.133	0.2926
040	32701-84010	MANUAL CONSTRUCTION	1	≤51247			0.01	0.022
040	32701-84014	MANUAL CONSTRUCTION	1	≥51248	≠		0.013	0.0286
050	66711-55140	KEY START	2				0	0
060	67111-55190	RING FUSIBLE	1				0.005	0.011
070	32701-55750	ASSY BAG SPARE FUSE	1				0.005	0.011
080	54711-41230	FUSE	2				0.002	0.0044